

# **It's Not Just the ED**

## **Outside: Treatment of the Agitated Patient in the Prehospital Setting**

**Craig Cooley, MD, MPH, EMT-P, FACEP, FAAEM, FAEMS**

**EMS Fellowship Program Director**

**EMS/Prehospital Division Director**

**Associate Clinical Professor**

**Department of Emergency Medicine – UT Health San Antonio**

**Deputy EMS Medical Director - San Antonio Fire Department**

**Medical Director – Bexar Bulverde Fire Department**

# OBJECTIVES

---

1. Say goodbye
2. Understand
3. Approach
4. Treat





# Excited Delerium



**Not a diagnosis  
EM/EMS and ME  
Excuse**

**But we all can picture  
the patient...**



**Acutely Agitated**



# Grumpy Grandpa

Dementia

Delirium

Capacity?




*Medical*

# It's the Meth...

## Polysubstance

### Extreme VS

### High risk after meds





# Mental Health Crisis

Dangerous?

De-escalation  
possible

CORE and SMART





# Patient Approach



# De-escalation







# Drugs





**Midazolam**



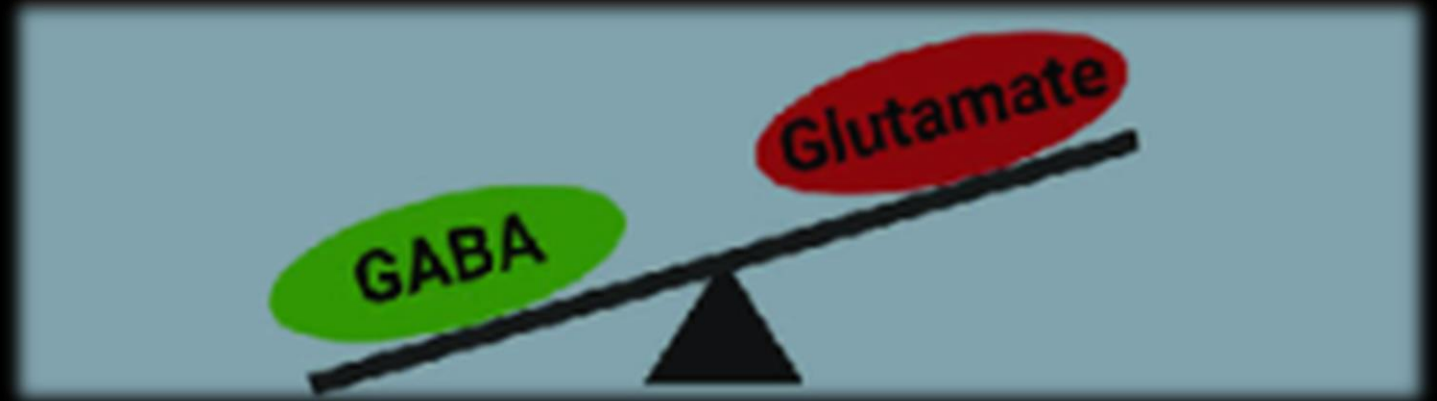
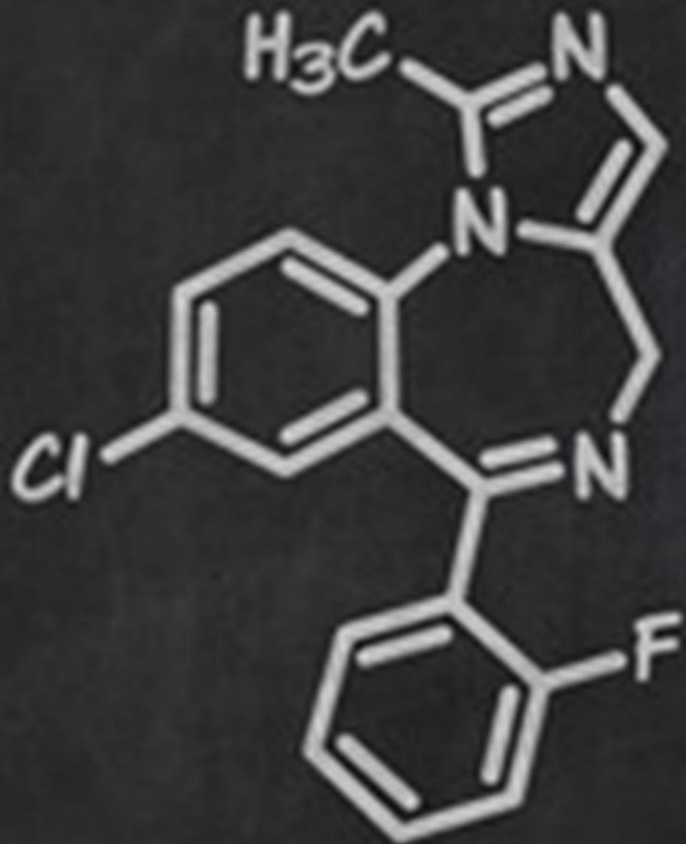

**Ketamine**



**Droperidol**



# Midazolam



**Stimulates GABA receptor**  
**Inhibitory neurotransmitter**

**1 – 5 minutes**



Ketamine

$C_{13}H_{16}ClNO$



Blocks NMDA →

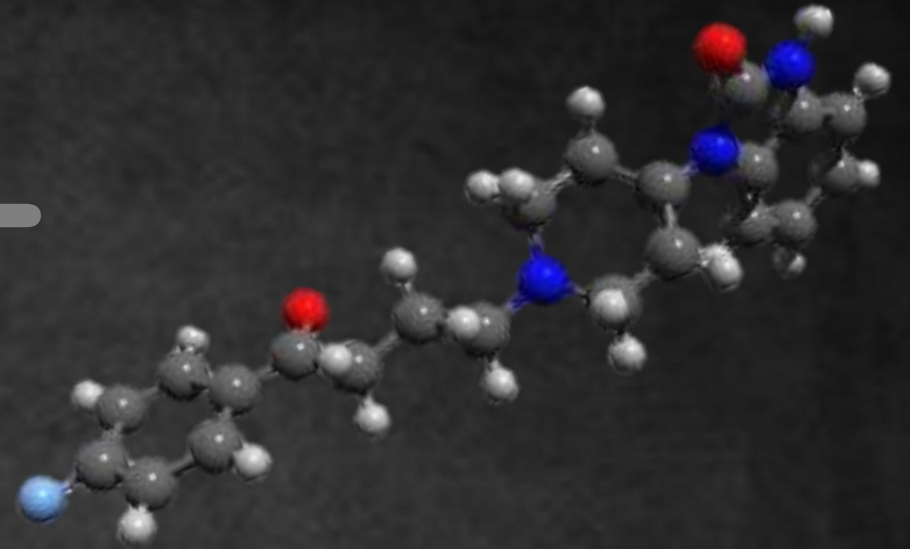
~~Glutamate~~

Excitatory neurotransmitter

IV – 30 seconds\*  
IM – 3-4 minutes



# Droperidol



Dopamine


Serotonin

Norepinephrine

Binds GABA



3-10 minutes





**Glutamate**

**Go, Go, Go**

**Ketamine**



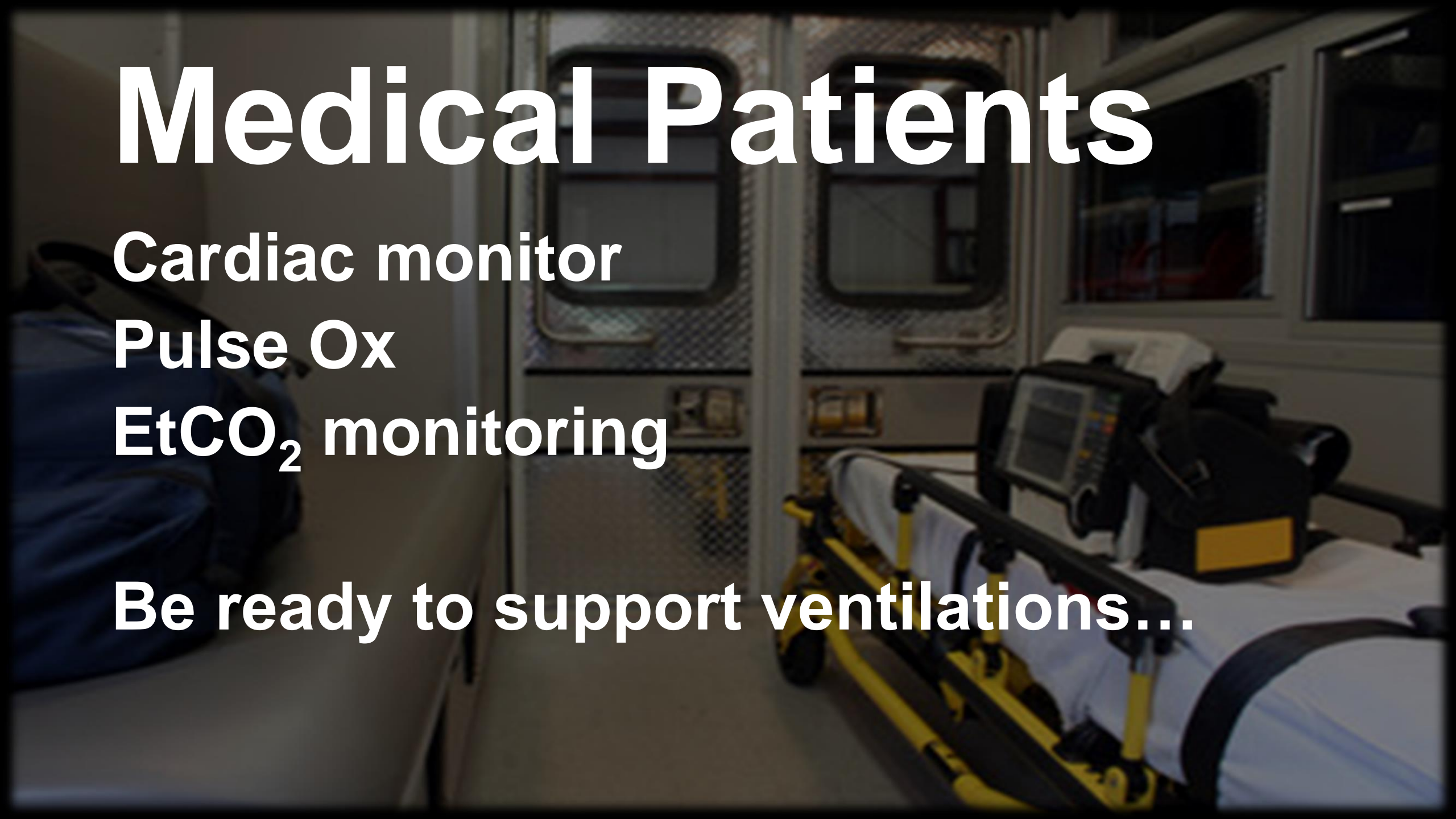
**GABA**

**Rest, Rest, Rest**

**Droperidol**

**Midazolam**

# Medical Patients

The background of the slide is a photograph of the interior of an ambulance. It shows a stretcher with a patient lying on it, covered with a white sheet. Various medical monitors and equipment are visible on the stretcher and in the background. The lighting is somewhat dim, and the overall tone is professional and clinical.

Cardiac monitor

Pulse Ox

EtCO<sub>2</sub> monitoring

Be ready to support ventilations...

# **I can't breathe...**

**Get them up**

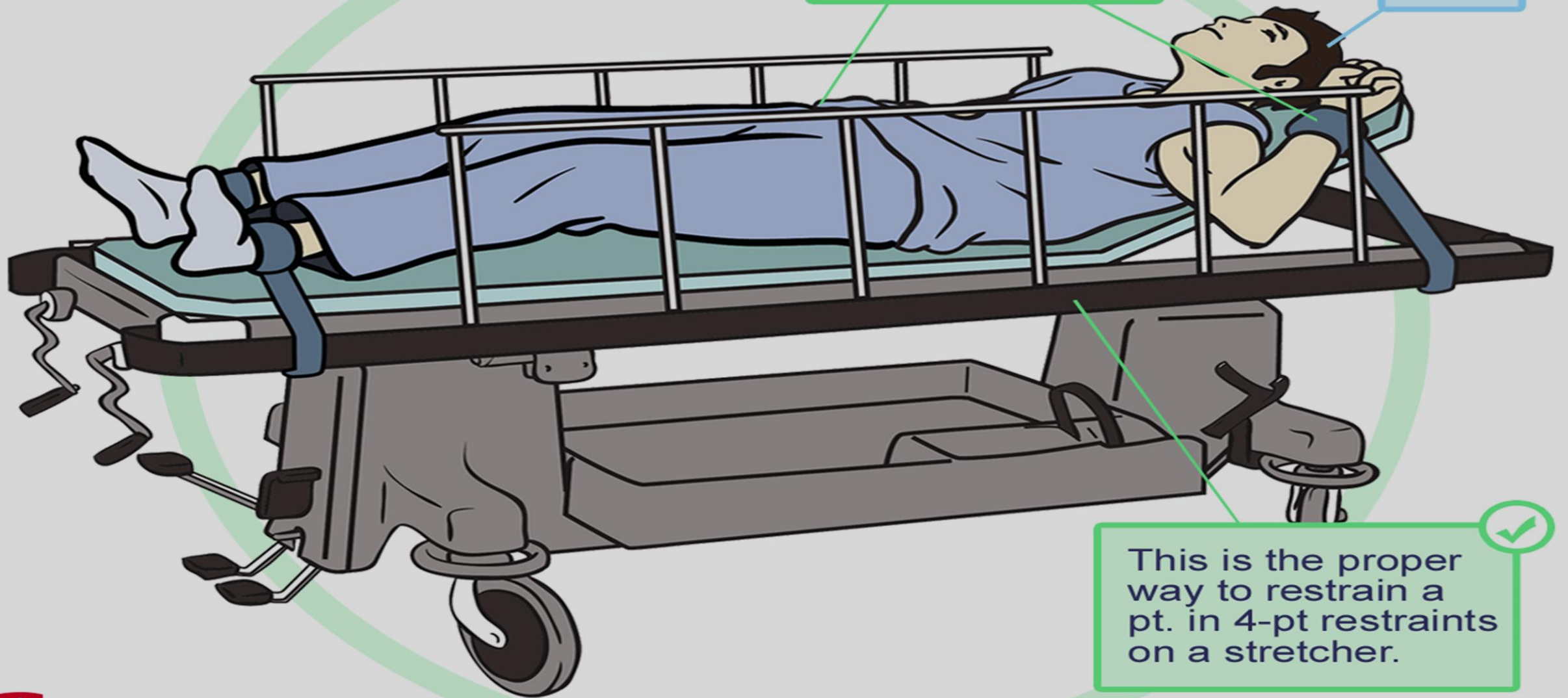
**Safely secure**

**Monitor/CO<sub>2</sub>**

**Support ventilations**



Supine pt. in 4-point restraints on stretcher



One arm up  
one arm down. ✓

Head  
raised  
30°

✓  
This is the proper  
way to restrain a  
pt. in 4-pt restraints  
on a stretcher.



# Key points

~~Excited Delerium~~

Medical Patients

Less is More

Meds take time







THANK YOU