

JANUARY						
Su	M	Tu	W	Th	F	Sa
		NY	2	3	4	5
6	JB	8	9	10	11	12
13	*14	15	16	17	18	19
20	MK	22	23	24	25	26
27	*JB	29	30	31		

FEBRUARY						
Su	M	Tu	W	Th	F	Sa
					1	2
3	4	5	6	7	8	9
10	*JB	12	13	14	15	16
17	PD	19	20	21	22	23
24	*JB	26	27	28		

MARCH						
Su	M	Tu	W	Th	F	Sa
					1	2
3	4	5	6	7	8	9
10	*JB	12	13	14	15	16
17	18	19	20	21	22	23
24	*JB	26	27	28	29	30
31						

APRIL						
Su	M	Tu	W	Th	F	Sa
	1	2	3	4	5	6
7	*JB	9	10	11	12	13
14	15	16	17	18	19	20
21	*JB	23	24	25	26	27
28	29	30				

MAY						
Su	M	Tu	W	Th	F	Sa
			1	2	3	4
5	*JB	7	8	9	10	11
12	13	14	15	16	17	18
19	*JB	21	22	23	24	25
26	MD	28	29	30	31	

JUNE						
Su	M	Tu	W	Th	F	Sa
						1
2	*JB	4	5	6	7	8
9	10	11	12	13	14	15
16	*JB	18	19	20	21	22
23	24	25	26	27	28	29
30						

JULY						
Su	M	Tu	W	Th	F	Sa
	*1	2	3	J4	5	6
7	JB	9	10	11	12	13
14	*15	16	17	18	19	20
21	22	23	24	25	26	27
28	*JB	30	31			





AUGUST						
Su	M	Tu	W	Th	F	Sa
				1	2	3
4	5	6	7	8	9	10
11	*JB	13	14	15	16	17
18	19	20	21	22	23	24
25	*JB	27	28	29	30	31

SEPTEMBER						
Su	M	Tu	W	Th	F	Sa
1	LD	3	4	5	6	7
8	*JB	10	11	12	13	14
15	16	17	18	19	20	21
22	*JB	24	25	26	27	28
29	30					

OCTOBER						
Su	M	Tu	W	Th	F	Sa
		1	2	3	4	5
6	*JB	8	9	10	11	12
13	14	15	16	17	18	19
20	*JB	22	23	24	25	26
27	28	29	30	31		

NOVEMBER						
Su	M	Tu	W	Th	F	Sa
					1	2
3	*JB	5	6	7	8	9
10	JB	12	13	14	15	16
17	*18	19	20	21	22	23
24	25	26	27	TH	TH	30

DECEMBER						
Su	M	Tu	W	Th	F	Sa
1	*JB	3	4	5	6	7
8	9	10	11	12	13	14
15	*JB	17	18	19	20	21
22	23	24	CD	26	27	28
29	*30	31				

 Holiday
 Payday
 Observed Date
 Modified Work Days
 * Start of pay period
JB New Hire Orientation

NY New Year's Day
MK Martin Luther King Day
PD Presidents' Day
MD Memorial Day
J4 Independence Day

LD Labor Day
TH Thanksgiving Thurs/Fri
CD Christmas Day

PTO must be used for Health System observed holidays if the department is closed or if the employee is scheduled off due to limited staffing on the holiday.