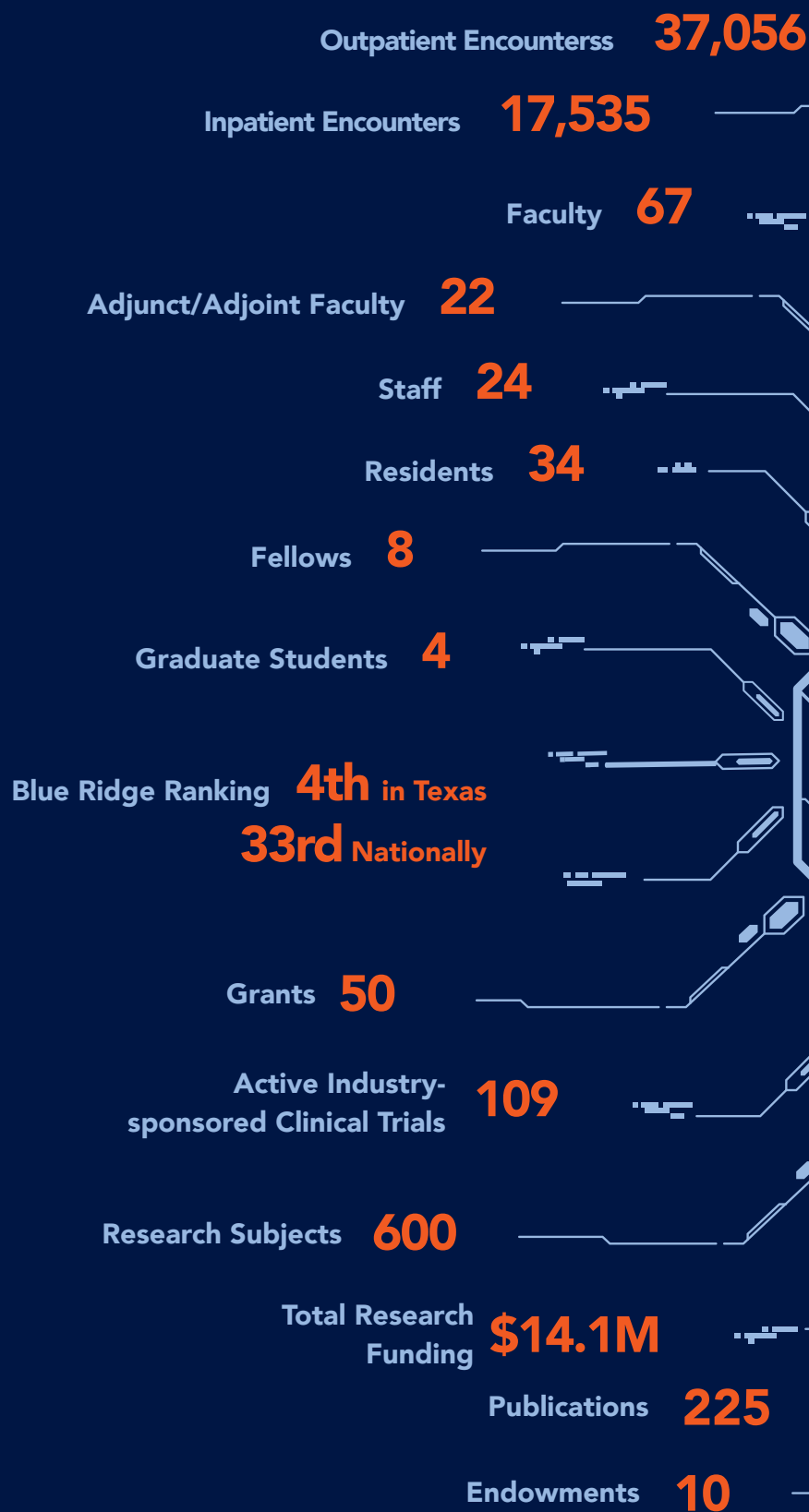


The graphic features a large, stylized '50' where the '5' is orange and the '0' is light blue. The '5' is positioned to the left of the '0', and they overlap slightly. The background is a dark blue with a subtle pattern of interconnected lines resembling a neural network or brain structure.

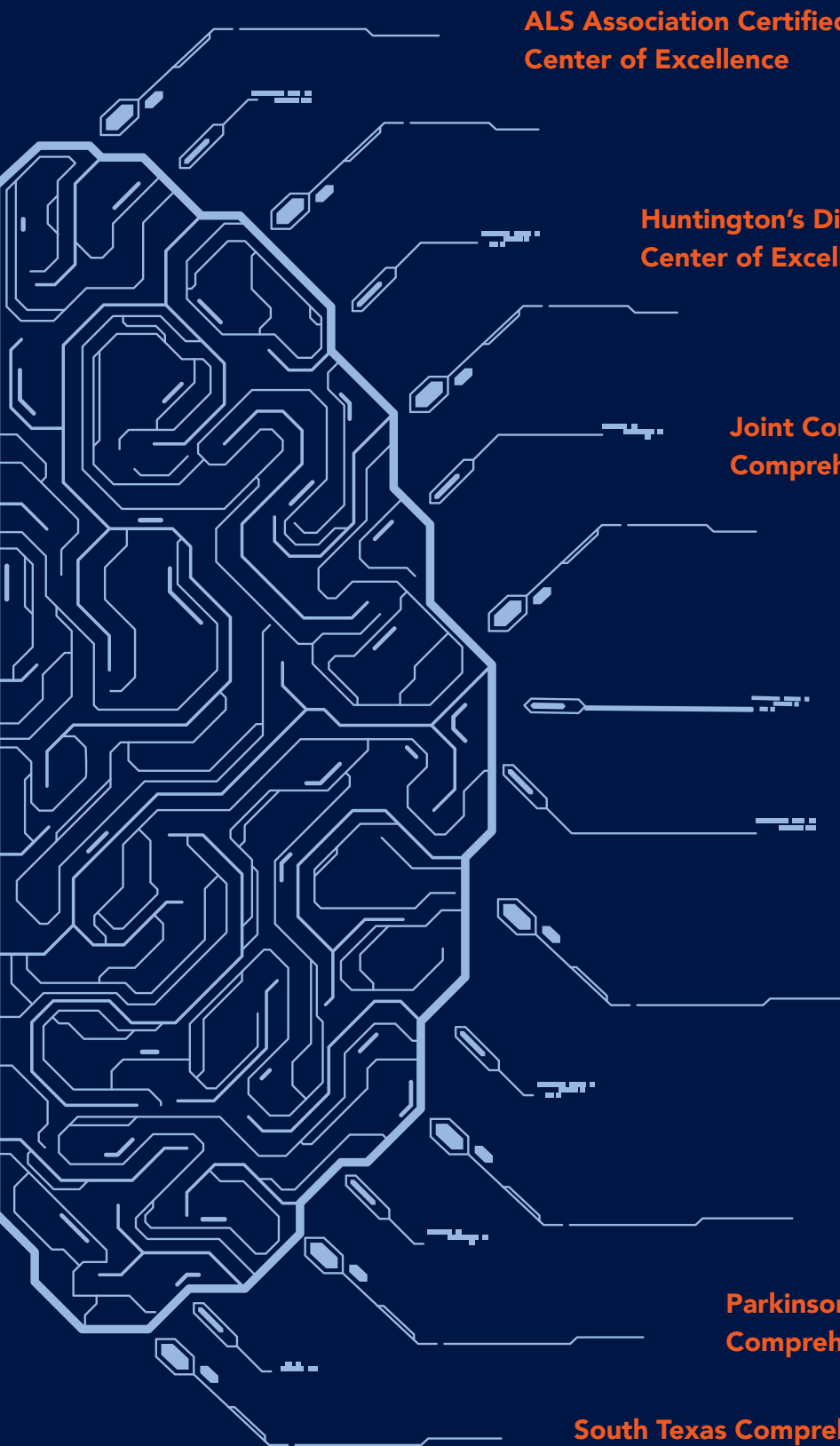
NEUROLOGY  
ANNUAL REPORT

2025

# NEUROLOGY BY THE NUM



# MEMBERS AND PROGRAMS



**ALS Association Certified Treatment  
Center of Excellence**

**Huntington's Disease Society of America  
Center of Excellence**

**Joint Commission-accredited  
Comprehensive Stroke Center**

**MDA/ALS Care Center**

**National Association of Epilepsy  
Centers Level IV Epilepsy Center**

**National Multiple  
Sclerosis Society Center  
for Comprehensive Care**

**NIA-designated Alzheimer's  
Disease Research Center**

**Parkinson's Foundation  
Comprehensive Care Center**

**South Texas Comprehensive Epilepsy Center**

# Message from the Chair

**Carlayne E. Jackson, MD, FAAN,**  
Professor and Chair



## **2025: Celebrating 50 years of service and our move to the Center for Brain Health**

This was another exciting year for the UT San Antonio Long School of Medicine Department of Neurology as we celebrated our 50th anniversary and moved into our new home – the Center for Brain Health. Our future remains bright, and we could not be more enthusiastic about the next 50 years!

The story of our department’s amazing success reflects a commitment to embracing continued growth and change. When I was a medical student doing my Neurology rotation here in 1985, there were nine residents and five faculty. At that time, Neurology was often teased as the field of “diagnose and adios.” We could identify a devastating condition, but we had very few tools to truly help our patients. Today that could not feel further from the truth. Our new Center for Brain Health is real, meaningful progress and a future filled with innovation, compassion, and hope for patients and families facing brain disease.

Our current neurology team consists of 34 residents, 8 fellows, 67 faculty, 16 research staff, 4 educational program coordinators, and 4 administrative staff. The work of our team is deeply woven into our department’s mission, advancing brain health through collaboration across every discipline. For the first time, we can provide care, conduct research, and train the next generation of neurologists all under one roof. Patients can see their specialists, take part in clinical research, receive therapy and infusion services, and access support programs without ever leaving the building. This is more than convenient, it is transformational.

This work is also deeply personal to me. Early in my career, I had a son with a neurologic disorder. I remember driving all over town for therapies and appointments. The burden of coordinating his care often felt heavier than the diagnosis itself. That experience has stayed with me, and it shaped how I think about every patient and family who walks through our doors. I have always believed there had to be a better way, and now we have the opportunity to provide a model of care of which we have always dreamed.

Across the United States, one in two individuals will be diagnosed with a neurologic condition in their lifetime. The cost of neurological and mental disorders is staggering, estimated at \$1.5 trillion each year. But beyond the statistics are people, families, whose lives are affected every day. That is why brain health is not just a medical concern; it is a public health priority.

After decades of advances in diagnosing and managing neurologic diseases, we have entered a new era, the era of preventive neurology. This means focusing on strategies that can delay or even prevent disease before it takes hold. It means working together across disciplines, industries, communities, and policymakers to build a system that prioritizes prevention, not just treatment.

Brain health, at its core, is about attaining and maintaining the best possible neurologic function to support physical, mental, and social well-being through every stage of life. Brain health is the foundation of our overall health, and the health of our communities. Our new Center for Brain Health was designed to put that vision into practice.

As our population ages, we are entering a time when neurodegenerative diseases will become even more common. We have made incredible strides in treating cancer and heart disease. Now is the moment to take bold steps in brain health, to accelerate discovery, to support families, and to lead with compassion.

My hope is that every person who comes to the Center for Brain Health leaves feeling supported, understood, and never alone. That they feel the strength of a community behind them, physicians, researchers, therapists, caregivers, and other families walking the same journey, all committed to saying, "We've got you." This center is more than a building. It is a promise, to our patients, our community, and to the future of brain health in South Texas.

Our clinical mission continues to expand, with a record activity of 37,056 outpatient visits and 17,535 inpatient encounters in 2025. This year, we retained our recognition as a Parkinson's Foundation Comprehensive Care Center, an ALS Association Certified Treatment Center of Excellence, a NIA-designated Alzheimer's Disease Research Center, a National Multiple Sclerosis Society Center for Comprehensive Care, a Huntington's Disease Society of America Center of Excellence, a Joint Commission-accredited Comprehensive Stroke Center and a National Association of Epilepsy Centers Level IV Epilepsy Center. We received a new designation as a Cure PSP Center of Care which is co-directed by Alicia Parker, MD, and Leila Saadatpour, MD.

It has also been a strong year for research and publications. As our research activity has grown, we welcomed Megan Iammarino, DPT, to our team. Last year, in the Blue Ridge Rankings, the Department of Neurology was fourth in Texas and 33rd in the country with almost \$10 million in NIH funding. The department had 50 grants, 100 clinical trials, 600 research subjects, and more than 30 faculty members involved in research.

We currently offer eight fellowship programs: Behavioral Neurology, Clinical Neurophysiology, Epilepsy, Interventional Stroke, Movement Disorders, Neuroimmunology, Neuropsychology, and Vascular Neurology. Our four-year categorical residency program has grown to 34 residents and continues to offer tracks in Neurology Clinician Educator, Research, Neuro-hospitalist, and Procedures.

Our faculty and staff have also been recognized for their leadership skills. Michael Palm, MD, was awarded the American Academy of Neurology (AAN) A.B. Baker Teacher Recognition Award, was accepted into the AAN Director Mentorship program, and was elected to the Kenneth Shine Academy of Health Science Education. Matthew Wicklund, MD, was named Clinician of the Year at the International Limb Girdle Muscular Dystrophy Conference. Ratna Bhavaraju-Sanka, MD, received the Association of University Professors of Neurology (AUPN) Faculty Leadership Award and Okeanis Vaou, MD, graduated from the UTSA Executive Development program. I have had the honor of serving as the Immediate Past President of the AAN Board of Directors.

As you read this report, you will see clearly how the synergy of these and the many other 2025 successes are propelling the Department of Neurology boldly forward into the future and a new frontier of brain health. Our ongoing efforts will continue to position us to better support our tradition of excellence for patients in the South Texas community.

## Vice Chair of Clinical Operations

**Ratna Bhavaraju-Sanka, MD, FAAN,**  
Vice Chair of Clinical Services



The year 2025 brought many exciting and innovative changes to the department. The biggest was our move to the Center for Brain Health where clinical excellence and scientific discovery will take place with access to multidisciplinary patient care, translational research, and the latest therapies with our own infusion center. The Multispecialty Research Hospital (MSRH) ramped up its operations where we provide 24/7 neurology coverage for complex oncology and medical patients. The hospital is preparing to offer services in 2026 for patients needing advanced immunotherapies and cell-based therapies for hematological and neurological conditions. We welcomed new providers to our family, Lyndsey Hale, MD, Noral Saul, NP, Sarah Erskine, NP, Kristin Matulis, NP, physical therapist Megan Iammarino, and genetic counselor Autumn Sparks.

At our new Center for Brain Health, we offer multidisciplinary care with a team of neurologists, neuropsychologists, pulmonologists, cardiologists, physical therapists, occupational therapists, speech therapists, respiratory therapist, medical equipment specialists, orthotic specialists, dietician, genetic counselor and social worker to patients with complex neurological conditions like amyotrophic lateral sclerosis, Charcot-Marie-Tooth disease, chronic inflammatory demyelinating polyneuropathy, dementia, Huntington's Disease, muscular dystrophies, multiple sclerosis, Parkinson's Disease, stroke, spasticity, traumatic brain injury patients and others. We continue to provide high-quality, compassionate, team-based and patient-focused care that is the first choice for patients and referring physicians in South Texas. In addition to providing patient care, our faculty are active in research, education, advocacy, and community engagement.

We have expanded our clinical services to the UT Health San Antonio Kyle Seale Parkway clinic, where we work with the Physical Medicine and Rehabilitation team to take care of patients suffering from neurological complications of Long COVID syndrome. Our clinics in UT Health San Antonio Hill Country and UT Health San Antonio De Zavala are thriving. At our Hill Country location, we are working with our primary care concierge clinic to provide neurological consultations to their clients. We have continued to expand outpatient services at the University Hospital neurology clinic. We can take care of our complex

Parkinson's Disease patients at University Hospital in our multidisciplinary clinic. Our outpatients can access procedures like electroencephalograms, electromyograms, and nerve conduction studies, chemodenervation for spasticity, dystonia, and migraines at these clinics. We are offering next-day appointments to patients seen in the emergency room to help alleviate patients' symptoms in a timely fashion with the help of our team that includes neurologists, residents, fellows, and advanced practice providers. Our comprehensive stroke and epilepsy centers are best in South Texas offering the latest in innovative therapies to our patients in South Texas.

Our faculty have also been active in community outreach and educational programs. Mayur Patel, MD, was invited to speak on podcast about traumatic brain injury and the safety of contact sports for children. Matthew Wicklund, MD, helped organize the first-ever OPMD symposium with attendees from Texas, New Mexico, Louisiana, and surrounding states. Our neuroimmunology team, led by Tania Reyna, MD, organized the first-ever Multiple Sclerosis Education Day where our patients and their caregivers learned about the disease, the latest advances and life tips, including healthy diet, exercise, and wellness activities. The movement disorders team hosted the 2nd Annual Parkinson's Symposium and the inaugural Huntington's Disease Symposium. Both events provided updates on the latest research and treatment options to empower patients, families, and caregivers with the knowledge to make informed health decisions.

Our faculty received multiple accolades in 2025 for clinical care. Matthew Wicklund, MD, Sarah Horn, MD, Pablo Coss, MD, and Okeanis Vaou, MD, were recognized on National Doctors' Day by grateful patients for their dedication to excellence, compassionate care, and meaningful impact on patients they cared for. The Speak Foundation awarded Mathew Wicklund, MD, the Clinician of the Year award for his contribution to the LGMD community.

We continue to be the best place for neurological care in South Texas. We have touched many lives in 2025 and will continue to do so by offering compassionate, innovative, and accessible care to our community to improve brain health for all.

## Vice Chair of Research

**Matthew P. Wicklund, MD,**  
Vice Chair of Research



The research mission of the Department of Neurology at UT San Antonio continues to flourish and grow. The department has an extraordinarily strong basic science and translational focus through the Glenn Biggs Institute for Alzheimer's & Neurodegenerative Diseases (Biggs Institute) and an expanding number of clinical and outcomes trials along with disease registries throughout the rest of the department. Our sponsored research funding totaled \$14.1M in 2025. The department has more than 40 faculty members, 50 grants, 100 trials, and 600 research subjects involved in the research programs.

The Biggs Institute carries the designation of a National Institute on Aging (NIA)-designated Alzheimer's Disease Research Center, the first in Texas, and performs research into Alzheimer's disease, other dementias, and degenerative disorders. Their robust grant funding in 2025 was \$27.9M. The Biggs Institute has a U19 collaborative multicomponent award, a P30 center core grant, and submitted 70 grant applications in 2025. Their staff includes more than 70 personnel working in more than 20 grant-funded areas of study, including basic science labs, translational studies, biobanks, seven Tesla MRI studies, and clinical interventions with biologic agents to alter the progression of neurodegenerative disease. The Biggs Institute investigators continued their incredible scholarship in 2025, publishing more than 120 peer-reviewed papers.

The Department of Neurology had more than 100 clinical trials spread across the subspecialties of neurology, including epilepsy, Parkinson's Disease, Huntington's Disease, multiple sclerosis, amyotrophic lateral sclerosis (ALS), neuropathies, muscular dystrophies, and stroke. The total research funding awarded in 2025 included more than \$7M for clinical trials and an additional \$1.5M in grant funding. Additionally, the department houses a \$1.1M stroke research lab. The department's research team is comprised of a director of research operations overseeing a research staff of nearly 20 coordinators, nurses, and regulatory affairs specialists. The UT San Antonio Department of Neurology's

number of centers of excellence expands each year. There is a Level IV National Association of Epilepsy Center (NAEC)- accredited epilepsy center, along with centers of excellence in Parkinson's disease, Huntington's Disease, ALS, muscular dystrophies, multiple sclerosis, and stroke. Importantly, UT San Antonio is a member site in numerous research consortia including the Northeast ALS Consortium (NEALS), Healey Platform Trial in ALS, Facioscapulohumeral Muscular Dystrophy Clinical Trials Network (FSHD-CTRN), Myotonic Dystrophy Clinical Research Network (DMCRN), Genetic Resolution and Assessments Solving Phenotypes in Limb Girdle Muscular Dystrophy (GRASP-LGMD), Parkinson Disease Study Group, Texas Lone Star Stroke Consortium, and NIH StrokeNet.

Despite significant headwinds, the breadth, depth, and expansion of the neurology research program at UT San Antonio persistently pursued an upward trajectory in 2025 and is poised for further growth in the coming years. Notably, we are thrilled that the citizens of Texas approved Proposition 14, designating \$300M annually for the next decade to fund the Dementia Prevention and Research Institute of Texas (DPRIT). What the Cancer Prevention Research Institute of Texas (CPRIT) did over the past decade to catapult cancer research and prevention for Texans and the nation, DPRIT should do for neurodegenerative disease research. More to come on this in next year's report.

## Vice Chair of Education

**Michael Palm, MD**  
Vice Chair of Education



This was another successful year for the educational mission. Once again, we met or exceeded our department's metrics in the number of UT San Antonio Long School of Medicine students who chose to enter neurology and in the residency match. In addition, we continue to receive excellent feedback from our students about both the Mind, Brain, and Behavior course and for our clerkship.

### **Program Coordinators:**

Two of our Program Coordinators, Khalilah Harmon and Monica Perryman, gained national recognition by completing board certification from the Training Administrators of Graduate Medical Education.

### **Medical Students:**

Okeanis Vaou, MD, and Lauren Skalomenos, MD, served as Co-Directors of the MS2 Mind, Brain, and Behavior course this year. Their combined oversight of the curriculum was very well regarded by the medical students. Our MS3 clerkship, run by Deborah Carver, MD, continues to be highly rated. These two experiences continue to inspire a number of medical students to pursue neurology.

We continue to see a large number of medical students interested in neurology 4th year rotations, with 21 students enrolling in neurology electives, including two visiting students. Of these, 11 students applied for adult neurology residency positions, and 4 applied for child neurology residency positions. Paola Martinez, MD, continues to work with these students as the Associate Clerkship Director.

### **Residents:**

This year, the residency program recruited another excellent class into the program, including a record four students from UT San Antonio Long School of Medicine. We matched nine PGY-1 residents, again this year, along with one PGY-2, to bring our total resident complement to 34. Sarah Horn, MD, has taken over the role of Residency Program Director, with Michael Palm, MD, transitioning to Associate Program Director.

He joins Andrew Slusher, MD, (a former resident) and Lauren Skalomenos, MD, (a former fellow) in this role.

We continued our successful Procedure track, with six residents enrolling this year. We also have three residents on our Clinician Educator Track and one enrolled in the Health Systems Sciences Track. To help support residents' career and training goals, we also offer a Neuro-hospitalist track, and we anticipate having a Research Track and a Leadership Track available to residents this next academic year.

This year, our residency graduates pursued the following fellowships/careers:

- ▶ Sokratis Charisis – Clinical Dementia Fellowship – MGH/Harvard Medical School, Boston MA
- ▶ Justin James – General Neurology Outpatient – Lonestar Neurology, Dallas, TX
- ▶ Eithan Kitkowski - General Neurology – Gonzaba Medical Group, San Antonio, TX
- ▶ Millie Sareen – General Neurology Outpatient – Baylor Scott & White, Austin TX
- ▶ Brian Seegmiller – Movement Disorders Fellowship – UT Health San Antonio
- ▶ Maria Thompson – Epilepsy Fellowship – UT Health San Antonio
- ▶ Eric Yeager – Neuroimmunology Fellowship – UT Health San Antonio

### **Fellowships:**

This has been a remarkably successful year for our fellowships, with all of our programs taking at least one fellow, and with Neuroimmunology and Clinical Neurophysiology taking two fellows.

With Dr. Horn's transition to Residency Program Director, Dr. Okeanis Vaou has taken over as the Movement Disorder Fellowship Director. In addition, Dr. Sujani Bandela has taken over as Vascular Neurology Fellowship Director.

We look forward to a successful 2026!

# Vice Chair of Faculty Development and Wellness

**Okeanis Vaou, MD**

Vice Chair of Faculty Development and Wellness



This past year has been active and successful in terms of faculty development and wellness initiatives. Here are some highlights of our achievements:

## Workshops and Seminars:

We organized a curriculum focused on enhancing teaching skills and professional development in Education, Research, and Clinical resources.

## Wellness Programs:

This year, we implemented several strategies to improve overall wellness for faculty, residents, and staff including:

- ▶ Continued standing department events such as the Resident and Fellow Graduation ceremony, a Halloween party, Christmas Carol singing for our clinic staff and the Department Holiday Party
- ▶ Continued integration of the use of Abridge, an AI tool for note writing in clinics, to facilitate efficient patient documentation and reduce burnout

## Mentorship Initiatives:

Our comprehensive mentorship program, which includes peer-to-peer mentoring to foster a supportive community among faculty, has been developed and will launch in January 2026.

## Recognition and Awards:

We introduced new Clinical Excellence in Neurology Awards to recognize exceptional clinical care and dedication across our multidisciplinary neurology team. We were delighted to honor the following recipients:

- ▶ Clinical Excellence in Neurology Award (MD): Sujani Bandela, MD
- ▶ Clinical Excellence in Neurology Award (APP): Lorelei Salazar, PA-C
- ▶ Clinical Excellence in Neurology Award (Neuropsychology): Johanna M. Messerly, PsyD

These awards celebrate outstanding patient-centered care, clinical expertise, and commitment to excellence

in neurology. In June we also celebrated the following recipients:

## John Carter Award for Resident Educational Excellence - Pablo Coss, MD

This year's recipients of the **Diane Solomon, MD Teaching Awards** were Andrew Slusher, MD, (faculty) and Nghi Tran, MD (resident).

**Michael Palm, MD**, was awarded the A.B. Baker Teacher Recognition Award by the American Academy of Neurology. He was also inducted into the University of Texas System Kenneth I. Shine, MD, Academy of Health Science Education and honored as a Distinguished Teaching Professor by UT Health San Antonio.

Three of our faculty were accepted into the AAN Director Mentorship Program, **Drs. Sarah Horn, Tania Reyna** (mentees), and **Michael Palm** (mentor).

**Okeanis Vaou, MD**, was appointed chair of the AAN Global Leadership Development Program.

**Diana Petrosyan, MD**, was awarded the Patient Institute Award for professionalism by the GME office.

## Faculty Promotion:

In recognition of his outstanding service achievements, Jeremy Davis, PsyD, was promoted to Professor, Nontenure Track.

## Feedback and Evaluation:

We collected faculty feedback through our annual Wellness Survey to assess the impact of our programs and to identify areas for continued improvement. This feedback is being used to tailor future initiatives to better meet the evolving needs of our faculty. In addition, our department completed the AMA Joy in Medicine™ Survey to further evaluate burnout, well-being, and teamwork. These data are currently under analysis and will help guide future wellness and engagement efforts.

# Legacy of discovery:

How UT San Antonio Neurology grew from a small division into a leading academic department shaping brain health across South Texas

---

**F**ifty years ago, neurologists were able to diagnose devastating brain diseases but had little to offer patients beyond information. Today, many of those same conditions can be treated, slowed or even prevented through advances once thought impossible.

**This transformation over time mirrors the progressive evolution of the Department of Neurology at The University of Texas at San Antonio (UT San Antonio).**

Established in 1975 as a division within the Department of Medicine at the Joe R. and Teresa Lozano Long School of Medicine, the program began with a small group of physician-scientists committed to understanding the brain and training future neurologists for a rapidly changing field. That same year, the institution launched its neurology residency program — a decision that would shape brain healthcare across South Texas for decades to come.

What followed was strategic growth over the next five decades driven by collaboration, mentorship and scientific curiosity. These qualities continue to define the department today as it celebrates its 50th anniversary.

## **Building from the ground up**

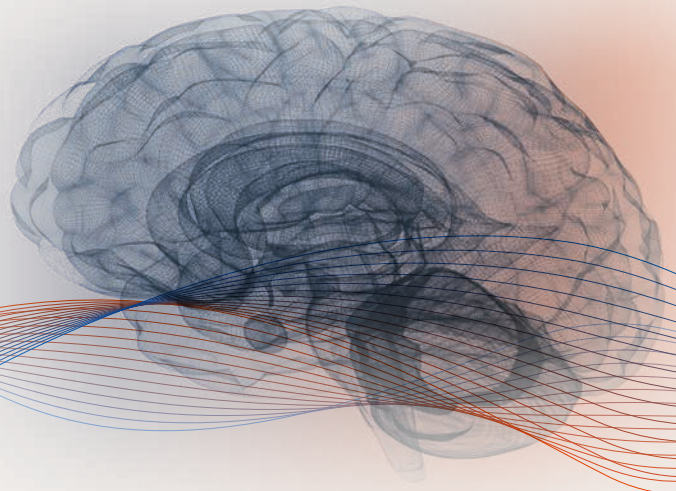
When J. Donald Easton, MD, arrived in San Antonio in 1982 at the invitation of Jay Stein, MD, then-chair of the Department of Medicine in the Long School of Medicine, neurology was still a small division, but it had ambitious plans. Leaders anticipated expanding faculty and residency training with the long-term goal of becoming an independent department.

“The opportunity was clearly there. They saw the original opportunity for what could grow,” Easton said. Resources were limited, but momentum was strong. With only a handful of faculty members, Easton helped recruit additional specialists and strengthened residency education.

“Getting good residents is not a simple matter. But in San Antonio there was, in a sense, no competition,” he said.

Among the early faculty hires was John Carter, MD, who joined Easton along with David Sherman, MD, and Robert Hart, MD, who helped build the clinical and academic framework nearly from scratch.

Six faculty members initially covered inpatient services across two hospitals while simultaneously developing programs for patient care and resident training. Stroke research quickly emerged as a defining strength, supported by National Institutes of Health-funded studies that helped establish San Antonio as a leader in vascular neurology.



Faculty expanded electroencephalography, or EEG, services; laid groundwork for epilepsy monitoring; and introduced neuro-ophthalmology care to the South Texas area. Faculty often balanced weighty clinical responsibilities with research and academic development.

“There was a lot of need,” Carter said. “It was an undeveloped division that needed the essentials.”

### From division to department

Over the years, several key milestones marked the department’s transformation.

- A clinical neurophysiology fellowship program launched in 1996, expanding subspecialty training and research capacity.
- Growth accelerated in 2007, when neurology officially became an independent department.
- When Robin Brey, MD, was appointed founding chair of the Department of Neurology in 2009, it marked a pivotal moment in the program’s evolution. Becoming a department created new opportunities to recruit faculty and expand clinical and research programs across major areas of neuroscience.

“It was an incredible honor to be appointed the founding chair. Moving from a division to a department meant there was already an extraordinary group of faculty in place and tremendous opportunity to grow in all our missions,” said Brey.

During her tenure, neurology also became part of the core curriculum for medical students. This introduced students to the field earlier in their training. At the same time, residency and fellowship programs expanded significantly. Brey credits the institution’s collaborative culture for enabling that progress.

“The environment of mentorship and support here allows people to grow and succeed. It also creates opportunities for multidisciplinary collaboration that help research, education and clinical care thrive,” she said.

Among the developments she finds especially meaningful was the launch of the Glenn Biggs Institute for Alzheimer’s and Neurodegenerative Diseases in 2017, which established the institution as a leader in neurodegenerative disease research, patient care and caregiver support.

### Training future neurologists

Throughout the years, a commitment to education has

remained a core mission of the department. In 2010, the number of resident positions increased to nine and then to 12 by 2016. In 2017, the residency program transitioned to a categorical program and doubled in size to 24 positions. The program continued to grow, increasing to 28 positions in 2020 and to 36 positions in 2022 — a remarkable leap from the program’s earliest years.

To meet the growing demand for neurology subspecialists, fellowship training programs expanded. In 2011, the addition of the vascular neurology

*“Moving from a division to a department meant tremendous opportunity to grow in all our missions”*

— Robin Brey, MD  
Founding Chair

fellowship program reinforced the department’s longstanding leadership in stroke care. An epilepsy fellowship program was established in 2015, followed by a movement disorders fellowship program in 2019, a neuropsychology post-doctoral fellowship program in 2020 and a neuroimmunology fellowship program in 2022. The behavioral neurology fellowship program, a partnership with the Biggs Institute, was also added in 2022.

In 2014, neurology became a core clerkship that introduced medical students to the specialty earlier.



## A field transformed

The department's growth paralleled dramatic scientific revolutions in brain imaging and other neurological diagnostic tools.

When Carter began practicing medicine, diagnostic tools were limited. CT imaging was still emerging, MRI technology was unavailable at some local hospitals and evaluating neurological disease sometimes required invasive procedures.



## STROKE CARE BREAKTHROUGH:

From limited options to rapid clot removal and lifesaving team-based treatment.

"We had plain skull X-rays or radio isotope brain scans that only gave a vague picture showing a bit more activity in a region, but there are 20 different things it could be. CT scans and MRIs changed that tremendously," Carter said.

Advances in imaging reshaped neurological care. At the same time, neuroimmunology was transforming treatment possibilities for diseases such as multiple sclerosis, which was once considered untreatable.

Stroke care, however, most vividly illustrates the remarkable strides in the field.

"Forty years ago, if you were having a stroke, there was not much we could do," Easton said.

As the field shifted from siloed neurology to multispecialty clinical neuroscience, coordinated stroke teams were able to mobilize quickly to remove clots, restore circulation and preserve brain tissue, dramatically improving the odds of survival and recovery.

"These days, you wouldn't dream of a department of neurology not being surrounded by neurosurgery and radiology," Easton said.

## Neurology today and tomorrow

When Carlayne Jackson, MD, FAAN, began in the department as a resident and later as a faculty member in the late 1980s, the department included seven neurologists who were primarily focused on stroke research and care.

"When I was a resident, we didn't even have MRIs. We could diagnose disease, but we had very little to offer patients," said Jackson, chair of the Department of Neurology in the Long School of Medicine and professor of neurology and otolaryngology.

Today, the Department of Neurology spans nearly every subspecialty and works closely with the Biggs Institute to advance care for many conditions including Parkinson's disease, amyotrophic lateral sclerosis, or ALS, and dementia.

Just one incoming residency class now exceeds the size of the entire program decades ago. Seven fellowship programs support advanced training, while 115 active clinical trials provide patients with access to emerging therapies.

Dedicated infusion services deliver treatments, supported by advanced technology, including 7-Tesla MRI imaging.

"Every year I've been here, there has been a dramatic increase in what we can offer," Jackson said. "While it's not always cures, many treatments now extend life or improve quality of life."

She sees a bright future in preventive neurology, using biomarkers, genetics and early detection to protect

# 50 years of neurology at UT Health San Antonio

brain health across the lifespan.

"We're beginning to think about how we protect the brain from conception through the entire lifespan," Jackson said.

## Culture that endures

Despite its growth, one defining feature of the department remains unchanged — its extraordinary people.

"I loved my program because it felt like family," Jackson said of her time as a resident and young faculty member.

For decades, mentorship has shaped departmental success. Senior leaders invested deeply in junior faculty, both professionally and personally, which fostered a culture Jackson now sustains through engagement, leadership development and physician wellness initiatives.

From early gatherings in faculty members' homes to today's multidisciplinary teams, collaboration remains central as the department moved from a trailer and modest offices to state-of-the-art facilities at the Center for Brain Health.

"My job is fun. It's an incredible blessing," Jackson said.

## The next frontier

Easton, Carter and Jackson all believe some of the most important discoveries in brain health are yet to come for Alzheimer's and other neurodegenerative diseases.

"We used to think cures for these brain diseases would never happen in our lifetime. But now, there is a high probability they will," Easton said.

Carter believes future breakthroughs will emerge from a growing understanding of immune biology and the brain's interaction with systems throughout the body. "If the advances in the next 40 years are like the last 40, it's going to be beyond anything we can imagine," he said.

With brain science accelerating rapidly, possibilities are expanding and the Department of Neurology at UT San Antonio stands ready to lead the way as a comprehensive academic enterprise advancing patient care, education and discovery across South Texas and beyond.

- **1975** Neurology established as a division within the Department of Medicine Neurology residency program launched
- **1982** Recruitment of early faculty including J. Donald Easton, MD; John Carter, MD; David Sherman, MD; and Robert Hart, MD helps lay the foundation for program growth
- **1996** Clinical neurophysiology fellowship program established
- **2007** Neurology becomes an independent Department of Neurology
- **2009** Robin Brey, MD, appointed founding chair of the Department of Neurology
- **2010** Residency program expands to nine positions
- **2011** Vascular neurology fellowship program established
- **2013** Residency expands to nine positions
- **2014** Neurology MS3 core clerkship established for medical students
- **2015** Epilepsy fellowship program established
- **2016** Residency expands to 12 positions
- **2017** Residency transitions to a categorical training program  
Total residency increases to 24 positions
- **2019** Movement disorders fellowship program established
- **2020** Residency program expands to 28 positions  
Neuropsychology post-doctoral fellowship program established
- **2022** Residency program expands to 36 positions  
Neuroimmunology fellowship program established  
Behavioral neurology fellowship program, in partnership with Biggs Institute, established
- **2025** Moved into the Center for Brain Health
- **Today** Department supports multiple fellowship programs, more than 115 active clinical trials and comprehensive neurologic subspecialty care serving South Texas and beyond

# Cognitive and Behavioral Neurology



## Overview:

The Division of Cognitive and Behavioral Neurology is the clinical and research cornerstone of the Glenn Biggs Institute for Alzheimer's & Neurodegenerative Diseases, one of 36 NIH-designated Alzheimer's Disease Research Centers in the United States and one of two in Texas. The Division of Cognitive and Behavioral Neurology has attracted millions of dollars worth of funding and according to the 2025 Blue Ridge Rankings, the UT San Antonio Department of Neurology ranked fourth in Texas and 33rd in the nation. Gabriel de Erausquin, MD, PhD was the 34th

highest-funded neurologist in the nation with over \$6 million in grant funding.

We provide state-of-the-art care for patients across the Alzheimer's and dementia spectrum while advancing research in epidemiology, genetics, imaging, biomarkers, and neuroimmunology. Strategic partnerships with the Framingham Heart Study and the Barshop Institute for Aging Research amplify our capacity for discovery and leadership development.

Our goal is clear: transform patient care, accelerate breakthroughs, and bring hope to those affected by neurodegenerative disease.

# Clinical Activities:

## Primary Location & Facilities

- ▶ The Center for Brain Health (New for 2025): The Glenn Biggs Institute for Alzheimer's & Neurodegenerative Diseases' primary clinical hub is now the newly opened Center for Brain Health. This five-story, 103,000-square-foot facility connects directly to the Medical Arts & Research Center (MARC) via a pedestrian bridge. It features 75 exam rooms, a dedicated Infusion Center and specialized spaces for patient comfort (meditation, art, and music rooms).
- ▶ Satellite Locations: To ensure regional access, we continue to operate clinics at UT Health Laredo, UT Health Hill Country, and the Robert B. Green Downtown Campus.

## Specialized Neuro-Cognitive Clinics

- ▶ Behavioral Neurology and Memory Clinic: This is our core clinic for evaluating memory loss and cognitive decline. In 2025, this clinic expanded to include a dedicated Infusion Therapy Program to administer FDA-approved anti-amyloid immunotherapies (such as Leqembi) for eligible patients with early-stage Alzheimer's. Services include advanced imaging (now utilizing the region's only 7-Tesla MRI for ultra-high-resolution scanning) and biomarker analysis to determine eligibility for these disease-modifying drugs.
- ▶ Young-Onset Dementia Clinic: This clinic provides specialized care for patients under 65 experiencing early-onset cognitive disorders. We provide genetic counseling, psychosocial support, and coordinated care planning that addresses the unique challenges of balancing work, family, and medical needs at a younger age.
- ▶ Frontotemporal Dementia (FTD) Clinic: Expert evaluation for frontotemporal lobar degeneration syndromes affecting personality, behavior, and language is available at this clinic. Our multidisciplinary team offers specialized neurobehavioral assessments, caregiver training for managing behavioral symptoms, and coordination with speech therapy and psychiatry.
- ▶ Movement and Cognitive Disorders Clinic (Lewy Body & Parkinson's): Our team provides integrated care for conditions combining motor symptoms, such as tremor, rigidity, and gait disturbance, with cognitive impairment. We serve patients with Parkinson's disease, Lewy body dementia (LBD),

and Huntington's disease.

- ▶ Chronic Traumatic Encephalopathy (CTE) Clinic: Dedicated to patients with cognitive and behavioral changes linked to repetitive head trauma, this clinic serves athletes, military personnel, and others at risk. Services include neuropsychological testing, trauma-sensitive imaging, and rehabilitation strategies.
- ▶ Healthy Mind Clinic: Focused on prevention and early intervention, we offer proactive brain health services for individuals seeking to maintain cognitive function or reduce their risk of dementia. Services include lifestyle counseling, cognitive training, nutritional guidance, and personalized brain health education.
- ▶ Spanish Language Clinic: Culturally and linguistically tailored care is at the heart of everything we do for Spanish-speaking patients. All services, from neuropsychological assessments to counseling, are provided in Spanish, and in 2025, we worked closely with the CAPAS Center to ensure that research and care are optimized for Hispanic/Latino families in South Texas.
- ▶ Post-COVID Cognitive Care Clinic: Patients experiencing persistent cognitive symptoms, such as brain fog and memory loss, following COVID-19 will find specialized evaluation and treatment here. We collaborate with pulmonary specialists to address the full range of Long COVID sequelae.
- ▶ Behavioral Management Clinic: Agitation, depression, anxiety, and other challenging behaviors associated with dementia require a specialized approach. Our team offers behavioral therapy, medication optimization, and caregiver training to help patients and families navigate these complex symptoms.

## Advanced Therapeutics & Diagnostics

- ▶ Infusion Center: A dedicated 12-chair non-oncology infusion suite located within the Center for Brain Health. This comfortable, monitored environment allows patients to receive the latest intravenous Alzheimer's therapies and investigational drugs without entering a general hospital setting.
- ▶ 7-Tesla MRI Imaging: Offering the most powerful clinical MRI imaging in Texas allows our neurologists to see brain structures (such as micro-bleeds or specific atrophy patterns) that were previously invisible on standard scanners.

## Support Services

Located within the new Center for Brain Health to provide a holistic “sanctuary” experience:

- ▶ Genetic Counseling (integrated with the new infusion eligibility protocols)
- ▶ Social Work & Caregiver Support
- ▶ Patient Amenities: On-site meditation room, music therapy room, and art gallery to reduce patient anxiety during visits.

## Educational Activities:

The Division of Cognitive and Behavioral Neurology is deeply committed to the education and development of future leaders in neurology, psychiatry and related fields. We provide comprehensive teaching and training opportunities for medical students, residents and fellows, fostering a multidisciplinary learning environment.

We are committed to the training of fellows, residents, and students:

- ▶ *Medical Students:*  
We deliver lectures and hands-on clinical teaching to medical students, providing early exposure to cognitive and behavioral neurology. Our goal is to cultivate a foundational understanding of neurodegenerative diseases, cognitive disorders and their management.
- ▶ *Neurology and Psychiatry Residents:*  
Our division offers clinical electives in cognitive and behavioral neurology, attracting residents from Neurology, Psychiatry and other specialties. Residents gain experience in diagnosing and managing Alzheimer’s disease and other cognitive disorders.
- ▶ *Specialty Fellows:*  
Fellows from Geriatrics and Geriatric Psychiatry rotate through our clinics, benefiting from the interdisciplinary approach that characterizes our patient care model.
- ▶ *Behavioral Neurology:*  
By integrating clinical practice, research and education, the Division of Cognitive and Behavioral Neurology ensures that trainees receive a well-rounded experience. Our programs are designed to inspire curiosity, enhance diagnostic acumen and prepare participants to address the

complex challenges of cognitive and behavioral disorders in their future careers.

Through our teaching and mentorship, we aim to shape the next generation of neurologists, psychiatrists and researchers who will lead innovations in understanding and treating neurodegenerative diseases.

## Research Activities:

Our researchers are at the forefront of discovery, dedicated to finding innovative treatments and improving the lives of those affected by Alzheimer’s disease and related dementias. Through cutting-edge research and clinical trials, we are paving the way for the future of dementia care. As one of the few National Institute on Aging (NIA)-designated Alzheimer’s Disease Research Centers (ADRCs), we work in close collaboration with other centers across the country, sharing resources, expertise and groundbreaking findings. These partnerships enable us to tackle some of the most pressing questions in dementia research.

We are proud to collaborate with some of the most prestigious institutions, both nationally and internationally. By working together with world-renowned organizations, we amplify the impact of our research, accelerating the development of new diagnostics, therapies and preventative strategies. These collaborations include partnerships with:

- ▶ Other ADRCs: Facilitating data sharing and multi-center studies that provide larger, more diverse patient populations for meaningful research.
- ▶ Patients and Families: Engaging those most affected by Alzheimer’s and related conditions to shape research priorities, ensuring patient-centered outcomes.
- ▶ Clinical and Academic Leaders: Partnering with leaders in genetics, imaging, neuroimmunology, and biomarkers to push the boundaries of current scientific knowledge.

Our efforts have contributed to numerous breakthroughs in Alzheimer’s research, including:

- ▶ The identification of genetic risk factors and their role in disease progression.
- ▶ Advancements in biomarker development for

earlier and more accurate diagnosis.

- ▶ Studies on the effectiveness of novel therapies aimed at slowing cognitive decline.
- ▶ Cutting-edge research into the role of neuroinflammation and immune dysregulation in Alzheimer's pathology.

By integrating clinical trials with basic and translational research, we create a feedback loop where discoveries from the lab inform patient care and real-world clinical challenges guide our research focus.

We recognize the vital role that patients and their families play in the fight against Alzheimer's. Through community outreach and engagement programs, we:

- ▶ Educate and empower participants about ongoing research and clinical trials.
- ▶ Provide access to the latest experimental treatments and diagnostic tools.
- ▶ Collaborate with caregivers to develop practical resources for managing the challenges of dementia care.

In 2025, our team made significant strides in advancing dementia research, with a selection of studies summarized below.

#### 1. *Redefining Diagnostic Standards*

- Co-developed the VasCog-2-WSO criteria, establishing the international standard for diagnosing vascular cognitive impairment.

#### 2. *Advancing Precision Medicine*

- Demonstrated transferability of Alzheimer's polygenic risk scores across diverse ancestries.
- Identified novel biomarkers, including platelet aggregation, plasma p-tau and cortisol, as early disease indicators.

#### 3. *Pioneering Clinical Trials*

- Led Phase I rapamycin trial for Alzheimer's disease.

- Conducted Phase IIa trial of anti-retroviral therapy (ART-AD) for Alzheimer's

#### 4. *Understanding Long COVID*

- Multiple senior-authored publications in top journals characterizing cognitive effects of SARS-CoV-2 across age groups.

#### 5. *Global and Health Equity Research*

- Studies spanning Uganda, Latin America, and diverse U.S. populations.
- Leadership in the READD-ADSP consortium for Alzheimer's genetics in Africa

#### 6. *Deep Phenotyping Through Neuroimaging*

- Deep learning models distinguishing Alzheimer's, vascular and Lewy body dementias from MRI (Brain)
- Novel cerebral small vessel disease scoring systems

# Clinical Trials

STUDY NAME	DESCRIPTION
<b>ABATE</b>	Amyloid Vaccine Study
<b>ADEPT 4</b>	18-20 Week study of KarXT as a possible treatment for psychosis associated with AD
<b>ALL FTD</b>	Evaluate FTLD patients and their family members
<b>Annovis</b>	18 month double-blind, placebo-controlled study of Buntanetap (Posiphen) in patients with MCI/Early Stage Dementia due to AD
<b>Brain Bank</b>	Biorepository for future research
<b>Brain Health Registry</b>	Repository for future research
<b>CAA Study</b>	24 mo double-blind placebo-controlled study of ALN-APP administered Q6 mo IT with OLE up to 18 Mo.
<b>Camelot</b>	Comparing Antipsychotic Medications in LBD Over Time
<b>CLARiTI</b>	Imaging biomarker observational longitudinal study to identify multi-etiology dementia, characterize disease burden and small vessel disease
<b>Cognito</b>	Sensory (light and sound) stimulation using headphones/glasses to stimulate certain parts of brain
<b>Diagnose CTE</b>	Pro FB and AD
<b>Effect AD</b>	Prodromal/early DLB
<b>Home-based in Huntington's Disease</b>	Assessing the effect of tDCS on cognitive and behavioral symptoms in Huntington's disease
<b>Home-based tDCS for Alzheimer's Disease</b>	Assessing the effect of tDCS on affective symptoms related to AD
<b>ITI Agitation</b>	12 Week double-blind, placebo-controlled Study of ITI 1284 in patients with Agitation related to AD
<b>Local Biobank</b>	Biorepository for future research: CSF, Blood, or Saliva
<b>MAPP 2 Remote</b>	Mobile application to test memory
<b>NACC</b>	National repository for ADRDs
<b>NIA Family Based Study (NIA FBS)</b>	Genotyping and Phenotyping longitudinal cohort of subjects

STUDY NAME	DESCRIPTION
<b>NMS-Donepezil</b>	Assess Donepezil treatment in MCI/AD
<b>Preserve</b>	Education Program for caregivers
<b>RACS</b>	Cognitive Screening for PCP
<b>START</b>	18 month study of CT1812 to determine efficacy, safety, and/or tolerability in patients with MCI/Early AD
<b>Tele-Stella</b>	Using technology to support care partners for persons with Alzheimer's Disease
<b>TRC-DS</b>	Trial Ready Cohort for Down's Syndrome
<b>U19 ISAVRAD</b>	Understanding COVID-19 and increased risk of cognitive changes, earlier onset of AD or faster
<b>VITAL (Spare-Tau)</b>	Imaging biomarker observational longitudinal study specifically

## Publications:

1. Akinyemi, R. O., Kunkle, B. W., Akinyemi, J. O., Kushch, N. A., Olalusi, O. V., Rajabli, F... **Seshadri, S.**, ..., Adesola Ogunniyi (2025). Risk factors for dementia among Indigenous Africans: Data from the recruitment and retention for Alzheimer's Disease diversity genetic cohorts in the ADSP (READD-ADSP) study. *Alzheimer's & Dementia*, 21, e107688.
2. Akinyemi, R., Omotoso, O., Kamada, L., Ndeti, D., Cuccaro, M., Akpalu, A., **Seshadri, S.** (2025). Recruitment and Retention for Alzheimer's Disease Diversity Genetic Cohorts in the ADSP (READD-ADSP): A global effort to identify genetic factors in Alzheimer's disease. *Alzheimer's & Dementia: Translational Research & Clinical Interventions*, 11.
3. Akinwande, K. S., Whitehead, P., Diala, S., Coker, M., Adams, L. D., Ogunronbi, M., **Seshadri, S.** (2025). Developing Biobanking Processes for Alzheimer's disease and related dementia research in Africa: experience from the Recruitment and Retention for Alzheimer's Disease Diversity study. *Alzheimer's & Dementia*, 21(8), e70559.
4. Almidani, L., Sabharwal, J., Shahidzadeh, A., Martinez, A. C., Ting, S. J., Vaidya, B., Kowalczyk, T., Wang, D. J. J., Ringman, J. M., **Seshadri, S.**, Beiser, A., Kashani, A. H. (2025). Interocular Asymmetry of OCT Retinal Nerve Fiber Layer Values in a Normative Population: The Framingham Heart Study. *Translational Vision Science & Technology*, 14(6), 7.
5. Andersen, O. M., De Waal, M. W. J., Monti, G., Tesi, N., Jensen, A. M. G., De Geus, C., ..., **Seshadri, S.**, ..., Holstege, H. (2025). Domain mapping of disease mutations reveals pathogenic SORL1 variants in Alzheimer's disease. *Molecular Neurodegeneration*, 20(1), 122.
6. Anoop, B. N., Li, K., Honnorat, N., Rashid, T., Wang, D., Li, J., Fadaee, E., ... **Seshadri, S.**, ... Habes, M. (2025). Convolutional Neural Networks for the segmentation of hippocampal structures in postmortem MRI scans. *Journal of Neuroscience Methods*, 415, 110359.
7. Araujo-Contreras, R., Pinheiro, A. A., Ekenze, O., Sisto, J., Aparicio, H. J., Beiser, A., **Seshadri, S.** (2025). Multi-marker cerebral small vessel disease score and risk of incident depression: The

- Framingham Heart Study. *Journal of Affective Disorders*, 120089.
8. Ayembilla, J. A., Ngouongo, Y. J. W., Ayele, B. A., Djotsa, A. N., Sargurupremraj, M., ..., **Seshadri**, S., ..., Fongang, B. (2025). Cerebrospinal fluid fatty acids are better predictors of mild cognitive impairment than A $\beta$ 42/tau ratio. *Alzheimer's & Dementia*, 21(Suppl 2), e102952.
  9. Ayembilla, J. A., Wadop, Y. N., Bernal, R., Ayele, B. A., Sargurupremraj, M., Jian, X., **Seshadri**, S. (2025). Early Metabolic Alterations in Cerebrospinal Fluid Fatty Acid Profiles Linked to Cognitive Decline and All-Cause Dementia. *bioRxiv*.
  10. Baradaran, H., Pinheiro, A., Benjamin, E. J., Beiser, A., **Seshadri**, S., Demissie, S. (2025). Circulating Markers of Inflammation and Endothelial Dysfunction Associated with Increased Progression of Internal Carotid Intima-Media Thickness in the Population-Based Study. *Journal of the American Heart Association*, 14(22), e040460.
  11. Barbosa, I. G., Miranda, A. S., Berk, M., **Teixeira**, A.L. (2025). The involvement of the microbiota-gut-brain axis in the pathophysiology of mood disorders and therapeutic implications. *Expert Review of Neurotherapeutics*, 25(1), 85-99.
  12. Bateman, J. R., Carlisle, T. C., Yang, Y., Lachner, C., Stockbridge, M. D., ..., **Teixeira**, AL, (2025). Anti-amyloid monoclonal antibodies in Alzheimer's disease, part 1: patient selection. *The Journal of Neuropsychiatry and Clinical Neurosciences*.
  13. Biesbroek, J. M., De Kort, F. A. S., Anblagan, D., Bastin, M. E., Beiser, A., Brodaty, H., **Seshadri**, S. (2025). Signature White Matter Hyperintensity Locations Associated With Vascular Risk Factors Derived From 15,653 Individuals. *Stroke*, 56(10), 3047-3059.
  14. Birkenbihl, C., Cuppels, M., Boyle, R. T., Klinger, H. M., Langford, O., ..., **Seshadri**, S., ..., Buckley, R. (2025). Rethinking the residual approach: leveraging statistical learning to operationalize cognitive resilience in Alzheimer's disease. *Brain Informatics*, 12(1), 3.
  15. Bodenstern, K. C., Lesage, M., Lavin, P., Schouws, S., Orhan, M., Beunders, A., ..., **Teixeira**, A. L., ..., Rej, S. (2025). Anticonvulsant Use in Older Age Bipolar Disorder in a Global Sample from the Global Aging and Geriatric Experiments in Bipolar Disorder Project. *The Canadian Journal of Psychiatry*, 07067437251372190.
  16. Bonfim, L. P. F., Oliveira, C. R. A., Correa, T. R., Kopittke, L., **Teixeira**, A. L. (2025). Persistent cognitive symptoms in mild COVID-19 infection: a retrospective cohort study. *BMC Infectious Diseases*, 25(1), 1-11.
  17. Buckley, R. F., Scott, M., McGrath, E. R., Coughlan, G., Seto, M., Ghosh, S., **Seshadri**, S. (2025). Midlife Steroid-Binding Globulin Levels and In Vivo Neuroimaging Measures of Tau in Older Men and Women. *Annals of Neurology*.
  18. Carlisle, T. C., Bateman, J. R., Yang, Y., Lachner, C., Stockbridge, M. D., ..., **Teixeira**, A. L., Daffner, K. (2025). Anti-amyloid Monoclonal Antibodies in Alzheimer's Disease Part 2: Challenges in Dementia Care Delivery System Logistics. *The Journal of Neuropsychiatry and Clinical Neurosciences*.
  19. Caro, I., Western, D., Namba, S., Sun, N., Kawaguchi, S., He, Y., Fujita, M., **Seshadri**, S. (2025). Proteogenomics in cerebrospinal fluid and plasma reveals new biological fingerprint of cerebral small vessel disease. *Nature Aging*, 1-18.
  20. Charisis, S., Rashid, T., Dintica, C., Gonzales, M., Liu, H., Ware, J. B., Austin, T. R., **Seshadri**, S. (2025). Assessing the Global Impact of Brain Small Vessel Disease on Cognition: The Multi-Ethnic Study of Atherosclerosis. *Alzheimer's & Dementia*, 21(6), e70326.
  21. Charisis, S., Lu, S., Melgarejo, J. D., Satizabal, C. L., Vasani, R. S., Beiser, A. S., **Seshadri**, S. (2025). Association of Blood Lipoprotein Levels With Incident Alzheimer Disease in Community-Dwelling Individuals: The Framingham Heart Study. *Neurology*, 104(12), e213715.
  22. Charisis, S., Mourtzi, N., Scott, M. R., Ntanasi, E., Mamalaki, E., Hatzimanolis, A., **Seshadri**, S. (2025). Genetic predisposition to high circulating levels of interleukin six and risk for Alzheimer's disease: Discovery and replication. *The Journal of Prevention of Alzheimer's Disease*, 12(1), 100018.
  23. Chaudhari, M., Rodriguez, J., Velasco, A., Agoston, I., **Seshadri**, S., **Teixeira**, A. L. (2025). Neuropsychiatry of atrial fibrillation: dementia and beyond. *Frontiers in Cardiovascular Medicine*, 12, 1485837.
  24. Chaudhari, M., Mendez, L., Olvera, R. L., **Seshadri**, S., **Teixeira**, A. L. (2025). Cardiovascular disease and bipolar disorder: A review of pathophysiology and treatment implications. *The International Journal of Psychiatry in Medicine*, 00912174251316947.
  25. Clarke KM, Etemadmoghadam S, Danner B, Corbett C, Ghaseminejad-Bandpey A, Dopler M, Parker-Garza J, Alhneif M, Babu S, Ogunbona OB, Gonzalez AD, **Salardini** A, Flanagan ME

- (2025). The Nun Study: Insights from 30 years of aging and dementia research. *Alzheimers Dement.*:e14626.
26. Cordeiro, T. M., Mwangi, B., Carreira, E. X., de Almeida Prado, A. C., Tavares, F., **Teixeira, A. L.** (2025). Investigating the structural neuroimaging signature of apathy in Parkinson's disease. *Behavioural Brain Research*, 115664.
  27. Cunningham, M. C. Q. E. S., Camargos, S. T., Jeunon, V. R., Rocha, N. P., **Teixeira, A. L.**, de Oliveira Maciel, T. (2025). Does midbrain atrophy distinguish progressive supranuclear palsy from frontotemporal dementia? *Movement Disorders Clinical Practice*, 12(8), 1151-1156.
  28. Dang, A., Wang, D., Towne, J. M., **Seshadri, S.**, Habes, M., Fox, P. T. (2025). Spatial Dissociation of Atrophy and Hypophysiology in Alzheimer's Disease: Implications for Biomarkers. *Human Brain Mapping*, 46(16), e70402.
  29. de Barros, J. L. V. M., de Freitas Cardoso, M. G., Da Silva, T. M., Costa, V. V., **Teixeira, A. L.** (2025). Investigating the role of the kynurenine pathway in traumatic brain injury: a systematic review. *Molecular and Cellular Biochemistry*, 1-11.
  30. de Barros, J. L. V. M., Machado, C. A., de Carvalho, R. T., da Silva Oliveira, B., **Teixeira, A. L.** (2025). Knockout of indoleamine 2,3-dioxygenase 1 gene expression improves depressive and anxiety-like phenotypes in a murine model of mild traumatic brain injury. *Molecular and Cellular Neuroscience*, 134, 104033.
  31. de Kort, F. A. S., Vinke, E. J., van der Lelij, E. J., Anblagan, D., Bastin, M. E., Beiser, A., **Seshadri, S.** (2025). Cerebral white matter hyperintensity volumes: Normative age-and sex-specific values from 15 population-based cohorts comprising 14,876 individuals. *Neurobiology of Aging*, 146, 38-47.
  32. de Leon, R., Garza, S., Mejia-Arango, S., Vatcheva, K. P., Charisis, S., **Seshadri, S.** (2025). Associations of Blood Pressure Level and Variability with Cortical Thickness: A Cross-Sectional Analysis from the Maracaibo Aging Study. *American Journal of Hypertension*, hpaf159.
  33. de Miranda, A. S., Toscano, E. C. B., Venna, V. R., Graeff, F. G., **Teixeira, A. L.** (2025). Investigating novel pharmacological strategies for treatment-resistant depression: focus on new mechanisms and approaches. *Expert Opinion on Drug Discovery*, 20(3), 357-371.
  34. Demmer, R. T., Cornelius, T., Kraal, Z., Pike, J. R., Sun, Y., Balte, P., Wu, C., **Seshadri, S.** (2025). COVID-19 and Cognitive Change in a Community-Based Cohort. *JAMA Network Open*, 8(6), e2518648.
  35. Dillard, L. K., Ghosh, S., Dubno, J. R., Kujawa, S. G., Welling, D. B., Beiser, A., **Seshadri, S.** (2025). The 25-Year Incidence and Progression of Hearing Loss in the Framingham Offspring Study. *JAMA Network Open*, 8(10), e2539371.
  36. Ekenze, O., Seiler, S., Pinheiro, A., DeCarli, C., Parva, P., Habes, M., **Seshadri, S.** (2025). Relation of MRI visible perivascular spaces with global and regional brain structural connectivity measures: The Framingham Heart Study (FHS). *Neurobiology of Aging*, 150, 1-8.
  37. Ekenze, O., Sawyer, R. P., Niu, L., Aparicio, H. J., **Seshadri, S.**, Howard, V. J. (2025). The role of race or residence on the burden and risk factors for cerebral small vessel disease in individuals with incident stroke or transient ischemic attack. *Cerebral Circulation-Cognition and Behavior*, 9, 100441.
  38. Ekenze, O., Pinheiro, A., Beiser, A. S., Lioutas, V. A., Aparicio, H. J., Benjamin, E. J., **Seshadri, S.** (2025). Prevalent Cardiovascular Disease and Atrial Fibrillation in Relation to Cerebral Small Vessel Disease Burden. *Brain Sciences*, 15(8), 813.
  39. Fain, M. J., Horne, B. D., Horwitz, L. I., Thaweethai, T., Greene, M., Hornig, M., **Seshadri, S.** (2025). Age-Related Changes in the Clinical Picture of Long COVID. *Journal of the American Geriatrics Society*, 73(10), 3123-3137.
  40. Farombi, T., Arulogun, O., Nichols, M., Olorunsogbon, O. F., Ogunronbi, M., **Seshadri, S.** (2025). The role of community advisory boards in enhancing recruitment and retention in Alzheimer's disease and related dementia research in Africa: Experience from the READD-ADSP study. *Alzheimer's & Dementia*, 21(8), e70529.
  41. Fohner, A. E., Sitlani, C. M., Jayadev, S., Bis, J. C., Trittschuh, E. H., Lopez, O. L., **Seshadri, S.** (2025). Plasma TAR DNA-binding protein 43 (TDP-43) levels in a population-based cohort of older adults: The cardiovascular health study. *Journal of Alzheimer's Disease*, 13872877251334820.
  42. Francis, L., **Seshadri, S.**, Dillard, L. K., Kujawa, S. G., Welling, D. B., Alcabes, R. L. (2025). Self-reported hearing aid use and risk of incident dementia. *JAMA Neurology*, 82(11), 1195-1197.
  43. Francis, L., Beiser, A. S., Lu, S., Kujawa, S. G., Heard-Costa, N., Kolo, F. B., **Seshadri, S.** (2025). Hearing loss in mid-life increases risk for Alzheimer's disease and vascular dementia. *Alzheimer's & Dementia*, 21, e105266.

44. Garbarino, V. R., Palavicini, J. P., Melendez, J., Barthelemy, N. R., He, Y., Kautz, T. F., ..., **Salardini, A.**, ... Orr, M. (2025). Evaluation of exploratory fluid biomarkers from a phase 1 senolytic trial in mild Alzheimer's disease. *Neurotherapeutics*, e00591.
45. Geng, L. N., Erlandson, K. M., Hornig, M., Letts, R., Selvaggi, C., Ashktorab, H., **Seshadri, S.** (2025). 2024 update of the RECOVER-adult long COVID research index. *JAMA*, 333(8), 694-700.
46. Georgakis, M. K., Malik, R., Bounkari, O. E., Hasbani, N. R., Li, J., Huffman, J. E., **Seshadri, S.** (2025). Rare damaging CCR2 variants are associated with lower lifetime cardiovascular risk. *Genome Medicine*, 17(1), 27.
47. Gonzales, M. M., Garbarino, V. R., Kautz, T. F., Song, X., Lopez-Cruzan, M., **Seshadri, S.** (2025). Rapamycin treatment for Alzheimer's disease and related dementias: a pilot phase 1 clinical trial. *Communications Medicine*, 5(1), 189.
48. Gonzales, M. M., Fernandez, R., Kremen, S., Tan, Z. S., Werry, A. E., Jian, X., Hart, J., **Seshadri, S.** (2025). Predictors of bi-directional transitions from mild cognitive impairment in a diverse cohort. *The Journals of Gerontology, Series A: Biological Sciences and Medical Sciences*.
49. Gonzalez, A. D., Wadop, Y. N., Danner, B., Clarke, K. M., Dopler, M. B., ..., **Seshadri, S.**, ..., Flanagan, M. (2025). Digital pathology in tau research: A comparison of QuPath and HALO. *Journal of Neuropathology & Experimental Neurology*, nlaf026.
50. Gonzalez Aleman, G., Vavougios, G. D., Tartaglia, C., Uvais, N. A., Guekht, A., De Erausquin, G. A. (2025). Age-dependent phenotypes of cognitive impairment as sequelae of SARS-CoV-2 infection. *Frontiers in Aging Neuroscience*, 16, 1432357.
51. Goss, M., **Seshadri, S.** (2025). Can a Sniff Help Stratify Your Risk of Stroke?: Predicting Stroke Risk Using Noninvasive, Sensorimotor Biomarkers. *Stroke*, 56(2), 475-477.
52. Grasset, L., Bis, J. C., Frenzel, S., Kojis, D., Simino, J., Yaqub, A., Beiser, A., Berr, C., **Seshadri, S.** (2025). Selected social and lifestyle correlates of brain health markers: the Cross-Cohort Collaboration Consortium. *Alzheimer's & Dementia*, 21(4), e70148.
53. Greenberg, S. M., Albert, M. S., An, H., Arfanakis, K., Evia, A. M., Caprihan, A., **Seshadri, S.** (2025). MarkVICID2 Consortium for Clinical Validation of Biomarkers of Cerebral Small Vessel Disease: Validation Framework and Baseline Characteristics. *Annals of Neurology*.
54. Gross, R. S., Thaweethai, T., Salisbury, A. L., Kleinman, L. C., Mohandas, S., **Seshadri, S.** (2025). Characterizing Long COVID Symptoms During Early Childhood. *JAMA Pediatrics*.
55. Hadouiri, N., Garcia, L. P., Baudat, R., Parra-Díaz, P., Gil-Nagel Rein, A., **Teixeira, A. L.** (2025). De novo variants of NALCN differentially impact both the phenotypic spectrum of patients and the biophysical properties of the NALCN current. *medRxiv*.
56. Hasani, F., Masrour, M., Khamaki, S., Jazi, K., Ghoojani, E., **Teixeira, A. L.** (2025). Brain-Derived Neurotrophic Factor (BDNF) as a Potential Biomarker in Brain Glioma: A Systematic Review and Meta-Analysis. *Brain and Behavior*, 15(1), e70266.
57. Hiya, S., Maldonado-Díaz, C., Rohde, S. K., Gonzales, M. M., Canbeldek, L., Kulumani Mahadevan, L. S., Yokoda, R. T., Sullivan, A. C., Parker, A. S., White, C. L. 3rd, Daoud, E. V., Flores-Almazan, V., Crary, J. F., Farrell, K., Walker, J. M., Richardson, T. E. (2025). Unraveling the clinical-pathological correlations of subjects with isolated and mixed neurodegenerative processes in the National Alzheimer's Coordinating Center dataset. *Journal of Neuropathology & Experimental Neurology*, 84(3), 177-194.
58. Honnorat, N., Mojtabei, M., Li, K., Li, J., Martinez, D. M., Rashid, T., Smith, M., **Seshadri, S.** (2025). Multi-atlas multi-modality morphometry analysis of the South Texas Alzheimer's Disease Research Center postmortem repository. *NeuroImage: Clinical*, 45, 103752.
59. Horn, S., Wang, C. P., Coss, P., Vaou, O. E., Saadatpour, L., Paiz, C., Solis, D., **Seshadri, S.** (2025). Feasibility of a pragmatic clinical trial model in Lewy body disease and its effects on recruitment, retention, and diversity of study participants. *Alzheimer's & Dementia*, 21, e098408.
60. Horwitz, L. I., Becker, J. H., Huang, W., Akintonwa, T., Hornig-Rohan, M. M., **Seshadri, S.** (2025). Olfactory Dysfunction After SARS-CoV-2 Infection in the RECOVER Adult Cohort. *JAMA Network Open*, 8(9), e2533815.
61. Hou, J., Hess, J. L., Zhang, C., van Rooij, J. G. J., Hearn, G. C., Fan, C. C., Faraone, S. V., **Seshadri, S.** (2025). Meta-analysis of transcriptomic studies of blood and six brain regions identifies a consensus of 15 cross-tissue mechanisms in Alzheimer's disease and suggests an origin of disease. *American Journal of Medical Genetics Part B: Neuropsychiatric Genetics*, 198.

62. Hromas, G., Santiago-Mejias, S., Wang, C. P., Fernandez, R. A., Maestre, G. E., **Seshadri, S.** (2025). Determining Language of Neuropsychological Assessment in a Bilingual Population. *Alzheimer's & Dementia*, 21, e105625.
63. Ibáñez, A., Duran-Aniotz, C., Migeot, J., Báez, S., Fittipaldi, S., **Seshadri, S.** (2025). Computational whole-body-exposome models for global precision brain health. *Nature Communications*.
64. Kashani, A. H., Berendschot, T. T. J. M., Bonnin, S., Sobrin, L., De Jesus, D. A., **Seshadri, S.** (2025). Retinal optical coherence tomography angiography imaging in population studies. medRxiv.
65. Kehdi, R. C., Silva, M. F. S., Cavalcante, L. R. L., Fiorenza, N. G., Viana, M., Leite, I. B., **Teixeira, A. L.** (2025). Cord blood cytokines/chemokines linked to delays in toddlers exposed to SARS-CoV-2 prenatally. *Pediatric Research*, 1-10.
66. Kern, K. C., Vohra, M., Thirion, M. L., Wang, D. J. J., Wilcock, D. M., Thompson, J. F., **Seshadri, S.** (2025). White matter free water mediates the associations between placental growth factor, white matter hyperintensities, and cognitive status. *Alzheimer's & Dementia*, 21(2), e14408.
67. Kim, Y., Krause, T. M., Samper-Ternent, R., **Teixeira, A. L.** (2025). Antipsychotic Use in Older Adults with Dementia: Community and Nursing Facility Trends in Texas, 2015-2020. *Journal of the American Medical Directors Association*, 26(3), 105463.
68. Kolo, F. B., Lu, S., Beiser, A. S., Francis, L., van Lent, D. M., Gireud-Goss, M., Ghosh, S., **Seshadri, S.** (2025). Hearing Loss, Brain Structure, Cognition, and Dementia Risk in the Framingham Heart Study. *JAMA Network Open*, 8(11), e2539209.
69. Kolo, F. B., Lu, S., Beiser, A. S., Francis, L., van Lent, D. M., Goss, M., Ghosh, S., **Seshadri, S.** (2025). Association of hearing loss to brain structure and cognition in the Framingham Heart Study. *Alzheimer's & Dementia*, 21(Suppl 6), e101741.
70. Lage, T. A. R., Rocha, M. O. C., Tupinambás, J. T., Botoni, F. A., de Pádua, L. B., **Teixeira, A. L.** (2025). Predictors of ischemic stroke in Chagas disease: insights into mechanisms beyond cardiomyopathy severity. *International Journal of Cardiology*, 418, 132628.
71. Le Borgne, J., Gomez, L., Heikkinen, S., Amin, N., Ahmad, S., Choi, S. H., Bis, J., **Seshadri, S.** (2025). X-chromosome-wide association study for Alzheimer's disease. *Molecular Psychiatry*, 30(6), 2335-2346.
72. Levine, D. A., Whitney, R. T., Ye, W., Briceño, E. M., Gross, A. L., Giordani, B. J., **Seshadri, S.** (2025). Associations between stroke type, ischemic stroke subtypes, and poststroke cognitive trajectories. *Stroke*, 56(4), 898-907.
73. Lima, L. C. D., da Silva Oliveira, B., Nunes, I. S. S., de Oliveira, T. H. C., **Teixeira, A. L.** (2025). Hepatic encephalopathy induces anxiety and depression-like behaviors, cytokine dysfunction, BDNF down-regulation and neuropathological changes in mice. *Behavioural Brain Research*, 115643.
74. Lima, M. G., Pires, F., Furtado, L. M. F., De Paula, M. L., Faleiro, R. M., **Teixeira, A. L.** (2025). Changes in Traumatic Brain Injury Patterns Before and During the COVID-19 Pandemic: A Single-Center Study in Brazil. *Cureus*, 17(10).
75. Liou, J. J., Santini, T., Li, J., Goss, M., Kautz, T. F., Parker-Garza, J., Patel, V. N., **Seshadri, S.** (2025). Examining White Matter Hyperintensities, Hippocampal Subfields, Cognitive Function, and Plasma Biomarkers in Recovered COVID-19 Patients. *Alzheimer's & Dementia*, 21, e098083.
76. Lioutas, V. A., Peloso, G., Romero, J. R., Aparicio, H., Gonzales, M., Werry, A., **Seshadri, S.** (2025). Long-Term Incidence of Dementia Following Transient Ischemic Attack: A Longitudinal Cohort Study. *Journal of the American Heart Association*, 14(14), e037817.
77. Liu, M., Khasiyev, F., Spagnolo-Allende, A., Sanchez, D. L., Andrews, H., Yang, Q., **Seshadri, S.** (2025). Multi-population genome-wide association study identifies multiple novel loci associated with asymptomatic intracranial large artery stenosis. *International Journal of Stroke*, 17474930251374471.
78. Liu, X., Maillard, P., Barisano, G., Caprihan, A., Cen, S., Shao, X., Jann, K., **Seshadri, S.** (2025). MRI free water mediates the association between diffusion tensor image analysis along the perivascular space and executive function in four independent middle to aged cohorts. *Alzheimer's & Dementia*, 21(2), e14453.
79. Lo, J., Melhorn, S. J., Kee, S., Olerich, K. L. W., Huang, A., Yeum, D., Beiser, A., **Seshadri, S.** (2025). Hypothalamic Gliosis Is Associated with Multiple Cardiovascular Disease Risk Factors in the Framingham Heart Study. *Journal of the American Heart Association*, 14(10), e039463.
80. Machado, C. A., da Silva Oliveira, B., de Barros Fernandes, H., **Teixeira, A. L.** (2025). Striatal damage may underlie motor learning impairment

following experimental mild traumatic brain injury in mice. *Molecular and Cellular Neuroscience*, 104013.

81. Machado-Vieira, R., Krause, T. M., Jones, G., **Teixeira**, A. L., Shahani, L. R. (2025). Protective effects of psychiatric medications against COVID-19 mortality before vaccines. *PLoS One*, 20(2), e0310438.
82. Maillard, P., Vemuri, P., Snyder, H. M., Baker, L. D., Beiser, A. S., Satizabal, C. L., **Seshadri**, S. (2025). Risk factors and clinical relevance of MRI vascular markers in the US POINTER study: a cross-cohort comparison with the Framingham Heart Study. *Alzheimer's & Dementia*, 21, e100134.
83. Martinez, A. D. C., Ting, S. J., Shahidzadeh, A., Vaidya, B., Kowalczyk, T., **Seshadri**, S. (2025). OCT Angiography-Derived Retinal Capillary Perfusion Measures in the Framingham Heart Study. *Ophthalmology Science*, 5(3), 100696.
84. Mathews, J. J., Mulavelil, R., Rodrigues, N., Kautz, T. F., Cosgrove, K., Wang, C. P., **Seshadri**, S. (2025). Feasibility and acceptability of an in-home digital device health and activity assessment platform in a diverse South Texas cohort: a pilot study. *Frontiers in Digital Health*, 7, 1603062.
85. McGrath, E. R., Scott, M. R., Buckley, R. F., Satizabal, C. L., Werry, A. E., DeCarli, C. S., **Seshadri**, S. (2025). The association between reproductive factors and neurocognitive and neuroimaging markers of brain aging. *Journal of Alzheimer's Disease*, 107(4), 1594-1604.
86. Medved, S., Pinheiro, A., Parva, P., Charidimou, A., Himali, J. J., Decarli, C. S., **Seshadri**, S. (2025). Association of MRI-Visible Perivascular Spaces and Incident Depression in the Framingham Heart Study. *Neurology Open Access*, 1(3), e000029.
87. Melgarejo, J. D., Patil, D., Charisis, S., Vatcheva, K. P., Mejia-Arango, S., Mena, L. J., **Seshadri**, S. (2025). Baseline associations of office and ambulatory blood pressure monitoring with cognitive function and dementia prevalence. *Journal of Alzheimer's Disease*, 104(4), 1064-1074.
88. Mojtabai, M., Kumar, R., Honnorat, N., Li, K., Wang, D. H., Li, J., Lee, R. F., **Seshadri**, S. (2025). Postmortem Validation of Quantitative MRI for White Matter Hyperintensities in Alzheimer's Disease. medRxiv.
89. Mulligan, M., Beiser, A. S., O'Donnell, A., Banerjee, A., Ghosh, S., Thibault, E., **Seshadri**, S. (2025). A steep decline in diastolic blood pressure over early to mid-life is associated with tau-PET burden in dementia-free adults. *Journal of Alzheimer's Disease*, 107(4), 1674-1681.
90. Nicolas, A., Sherva, R., Grenier-Boley, B., Kim, Y., Kikuchi, M., Timsina, J., **Seshadri**, S. (2025). Transferability of European-derived Alzheimer's disease polygenic risk scores across multiethnic populations. *Nature Genetics*, 1-13.
91. Nguoungo, Y. J. W., Muhammad, J. A., Bernal, R., Satizabal, C. L., Beiser, A. S., **Seshadri**, S. (2025). Gut Microbiome Diversity as a Mediator Between Life's Essential 8 Adherence and Cognitive Function. *Alzheimer's & Dementia*, 21, e103169.
92. Nyame, I., Nguoungo, Y. J. W., Ayele, B. A., Djotsa, A. N., Jian, X., Fonteh, A. N., **Seshadri**, S. (2025). Sleep health influencing gut microbiome showed an association with cognitive performance. *Alzheimer's & Dementia*, 21, e096594.
93. Oliveira, B. S., Paula, T. M. D., Cardoso, L. C., **Teixeira**, A. L. (2025). Caffeine intake during gestation and lactation causes long-term behavioral impairments in heterogenic mice offspring in a sex-dependent manner. *Pharmacology Biochemistry and Behavior*, 247, 173949.
94. Oliveira, S. R., de Arruda, J. A. A., Schneider, A. H., Ferreira, G. A., Calderaro, D. C., **Teixeira**, A. L. (2025). Does non-surgical periodontal treatment contribute to rheumatoid arthritis amelioration? Evidence based on an overview and meta-analysis. *Odontology*, 113(3), 903-917.
95. Padilla, L., Del Val, C., Neidre, D., Kokenge, A. S., Martinez, J. E., **Teixeira**, A. L. (2025). In silico prediction of the impact of genomic variations in the small conductance calcium activated potassium channel SK3 structure and function. *Frontiers in Neuroscience*, 19, 1631536.
96. Palatsides, E. L., Himali, D., Yiallourou, S., Baril, A. A., Yang, Q., DeCarli, C. S., **Seshadri**, S. (2025). Genetic Variation of Aquaporin-4 Associates with Cognition, Brain Volume, and Dementia Risk in a Large Community Cohort. *Alzheimer's & Dementia*, 21(Suppl 6), e097453.
97. Palatsides, E. L., Himali, D., Cribb, L., Peloso, G. M., Ryan, J., Yang, Q., DeCarli, C. S., **Seshadri**, S. (2025). Association of an Aquaporin-4 Haplotype with Cognition, Brain Volume, and Dementia Risk in Community-Dwelling Individuals without Dementia. medRxiv.
98. Parker-Garza, J., Kautz, T. F., **Seshadri**, S., Shipp, E. L., Ogunbona, O. (2025). CLIA Certification for Alzheimer's Biomarkers at the Glenn Biggs Institute in San Antonio, TX. *Alzheimer's & Dementia*, 21, e101042.

99. Parra-Díaz, P., Monteil, A., Calame, D., Hadouiri, N., Soliani, L., Spinelli, E., **Teixeira, A. L.** (2025). Genotype-Phenotype Landscape of NALCN and UNC80-Related Disorders. *Neurology*, 104(7), e213429.
100. Pereira, I. M. B., Mantovani, L. M., Frota, G. A., Wenceslau, R. R., Matos, J. C., Cruz, B. F., **Teixeira, A. L.** (2025). Social functioning in bipolar disorder: investigating the role played by comorbid physical illnesses and cognition. *Dementia & Neuropsychologia*, 19, e20240188.
101. Peter, C., Sathe, A., Shashikumar, N., Pechman, K. R., Workmeister, A. W., **Seshadri, S.** (2025). White Matter Abnormalities and Cognition in Aging and Alzheimer Disease. *JAMA Neurology*.
102. Pimenta, J. C., Beltrami, V. A., da Silva Oliveira, B., Queiroz-Junior, C. M., **Teixeira, A. L.** (2025). Neuropsychiatric sequelae in an experimental model of post-COVID syndrome in mice. *Brain, Behavior, and Immunity*, 128, 16-36.
103. Pinheiro, A., Aparicio, H., Lioutas, V. A., Beiser, A., Ekenze, O., DeCarli, C., **Seshadri, S.** (2025). Higher Burden of Cerebral Small Vessel Disease Is Associated with Risk of Incident Stroke in Community-Dwelling Individuals. *Journal of the American Heart Association*, 14(22), e040263.
104. Pinheiro, A., Ekenze, O., Aparicio, H. J., Beiser, A. S., Decarli, C. S., Demissie, S., **Seshadri, S.** (2025). Multimarker Cerebral Small Vessel Disease Score and Risk of Incident Dementia in the Framingham Heart Study. *Neurology*, 105(7), e214113.
105. Ramos-Cejudo, J., Beiser, A. S., Lu, S., Tanner, J. A., Scott, M. R., He, T., Ghosh, S., **Seshadri, S.** (2025). Association of platelet aggregation with markers of Alzheimer disease pathology in middle-aged participants of the Framingham Heart Study. *Neurology*, 105(10), e214314.
106. Rigas, C., Lavin, P., Chen, P. J., Torres-Platas, S. G., Su, C. L., Eyler, L. T., **Teixeira, A. L.** (2025). Antidepressant use in older age bipolar disorder (OABD): Results from the GAGE-BD international consortium. *Journal of Affective Disorders*, 120704.
107. Rocha, N. P., Furr-Stimming, E., **Teixeira, A. L.** (2025). Cytokines as biomarkers of Huntington's disease progression. *Expert Review of Molecular Diagnostics*, 1-4.
108. Sachdev, P. S., Bentvelzen, A. C., Kochan, N. A., Jiang, J., Hosoki, S., Koncz, R., **Seshadri, S.** (2025). Revised diagnostic criteria for vascular cognitive impairment and dementia—the VasCog-2-WSO criteria. *JAMA Neurology*, 82(11), 1103-1112.
109. **Salardini, A.** (2025). Functional Neuroimaging in Clinical Neurology: A Comprehensive Review of Commonly Used Modalities. *Semin Neurol*. doi: 10.1055/a-2773-5481.
110. **Salardini, A.**, Himali, J. J., Abdullah, M. S., Chaudhari, R., Young, V., Zilli, E. M., **Seshadri, S.** (2025). Elevated serum cortisol associated with early-detected increase of brain amyloid deposition in Alzheimer's disease imaging biomarkers among menopausal women: The Framingham Heart Study. *Alzheimer's & Dementia*, 21(4), e70179.
111. Salem, H., De Erausquin, G. A., **Teixeira, A. L.** (2025). Movement Disorders in Psychiatric Practice. *Psychiatric Times*, 42(9).
112. Santiago-Mejias, S., Rhodes, S. L., Epps, F. R., Hilsabeck, R. C., Garza, N., **Seshadri, S.** (2025). Empowering community health workers in dementia care in South Texas. *Journal of Alzheimer's Disease*, 108(2), 546-551.
113. Santiago-Mejias, S., Hromas, G., LaRoche, A., Gonzalez, D. A., Hilsabeck, R. C., **Seshadri, S.** (2025). Addressing language challenges in bilingual neuropsychological assessments at the South Texas Alzheimer's Disease Research Center (ADRC). *Alzheimer's & Dementia*, 21(10), e70800.
114. Chakkarai S, Sarnowski, C., Zhang, Y., Ammous, F., Shade, L. M. P., DiCorpo, D., Jian, X., **Seshadri, S.** (2025). Association of genetic scores related to insulin resistance with neurological outcomes in ancestrally diverse cohorts from the Trans-Omics for Precision Medicine (TOPMed) program. *Communications Biology*, 8(1), 1352.
115. Shade, L. M. P., Sharifitabar, M., Beiser, A., Satizabal, C. L., Mosley, T. H., Curran, J. E., **Seshadri, S.** (2025). Whole genome sequence association analysis of brain structural volume measures in the NHLBI TOPMed Program highlights novel loci in diverse participants. medRxiv.
116. Shah, D. P., Thaweethai, T., Karlson, E. W., Bonilla, H., Horne, B. D., Mullington, J. M., **Seshadri, S.** (2025). Sex differences in long COVID. *JAMA Network Open*, 8(1), e2455430.
117. Shao, B., Adeyemi, O. F., Gowland, P., Bowtell, R., Mouglin, O., Katshu, M. Z. U. H., **Seshadri, S.** (2025). Long-Term Effects of Severe COVID-19 on the Hippocampus: A 7T MRI Comparison with Alzheimer's Disease. *Alzheimer's & Dementia*, 21(Suppl 8), e110108.
118. Shrestha, S., Zhu, X., Windham, B. G., Sullivan, K. J., Palta, P., Gottesman, R. F., **Seshadri, S.** (2025). Blood biomarkers of neuronal injury and glial cell

dysfunction and 25-year cognitive decline and incident dementia in the ARIC study. *Alzheimer's & Dementia*, 21, e104381.

119. Silva, A. S., Miranda, A. S., Cardoso, M. G. F., Mariano, L. I., Pedroso, V. S. P., **Teixeira**, A. L. (2025). Do subclinical anxious and depressive symptoms affect facial emotion recognition? An exploratory investigation. *Dementia & Neuropsychologia*, 19, e20240304.
120. Simon, S. S., Solis, I., Medina, M., Morlett-Paredes, A., Diaz-Santos, M., Vega, I., **Seshadri**, S. (2025). Mapping Strategies for Recruiting and Retaining US Hispanic/Latino Populations in AD/ADRD Clinical Trials and Longitudinal Research: A Scoping Review. *Alzheimer's & Dementia*, 21, e103981.
121. Soleimani-Meigooni, D. N., Pezzoli, S., Blazhenets, G., La Joie, R., Lin, Z., **Seshadri**, S. (2025). Calibration of multisite raters for prospective visual reads of amyloid PET scans. *Alzheimer's & Dementia*, 21(10), e70732.
122. Stefanidou, M., Himali, J. J., Bernal, R., Satizabal, C., Devinsky, O., Romero, J. R., **Seshadri**, S. (2025). Association of cognitive and structural correlates of brain aging and incident epilepsy: The Framingham Heart Study. *Epilepsia*, 66(1), 160-169.
123. Sullivan, A. C., Zuniga, G., Ramirez, P., Fernandez, R., Wang, C. P., Li, J., Davila, L., Gonzalez, E., Lopez-Cruzan, M., Gonzalez, D. A., Parker, A., **Seshadri**, S. (2025). A Phase IIa clinical trial to evaluate the effects of anti-retroviral therapy in Alzheimer's disease (ART-AD). *npj Dementia*, 1(1), 2.
124. Sullivan, A. C., Zuniga, G., Ramirez, P., Fernandez, R. A., Wang, C. P., Li, J., **Seshadri**, S. (2025). Pharmacological targeting of tau-induced retrotransposon activation. *Alzheimer's & Dementia*, 21, e098658.
125. Sumpena, E., Cornelio, A., Collazo, A., Ting, S. J., Kowalczyk, T., Jiang, X., **Seshadri**, S. (2025). Unsupervised quality assessment with generative adversarial networks for 3D OCTA microvascular imaging. *Biomedical Optics Express*, 17(1), 378-393.
126. Tanner, J. A., Lu, S., Aparicio, H. J., Doyle, S., Gonzales, M. M., Himali, J. J., Kautz, T. F., **Seshadri**, S. (2025). Plasma Ptau as a Biomarker of Structural Brain Health in the Community. *Alzheimer's & Dementia*, 21, e110179.
127. Tanner, J. A., Valdespino, R., Kautz, T. F., Masette, G., Hromas, G., Wang, C. P., **Seshadri**, S. (2025). Chronic HIV Infection Association with Cognition and ADRD Plasma Biomarkers in Uganda. *Alzheimer's & Dementia*, 21, e098870.
128. **Teixeira**, A. L., De Erausquin, G. A., Olvera, R. L. (2025). The conundrum of the connection between severe psychiatric disorders and dementia. *Dementia & Neuropsychologia*, 19, e20240223.
129. **Teixeira**, A. L., Miranda, A. S., Venna, V. R., Himali, J. J., Bauer, M. E. (2025). Understanding late-life depression: focus on inflammation. *Current Opinion in Psychiatry*, 38(5), 376-382.
130. **Teixeira**, A. L., Kim, Y., Cordeiro, T. M., De Erausquin, G. A., Rocha, N. P. (2025). Agitation in Alzheimer's disease: From assessment to therapeutics. *World Journal of Psychiatry*, 15(11), 109581.
131. **Teixeira**, A. L., Gregg, A., Gentry, M. T., Gujral, S., Rapp, E., Oberlin, L., Ajilore, O. (2025). Cognitive Deficits in Late-Life Depression: From Symptoms and Assessment to Therapeutics. *Focus*, 23(2), 183-194.
132. **Teixeira**, A. L., Barbosa, I. G., Bauer, M. E., De Miranda, A. S. (2025). Immunopsychiatry of late life depression: Role of ageing-related immune/inflammatory processes in the development and progression of depression. *Acta Neuropsychiatrica*, 37, e67.
133. **Teixeira**, A. L. (2025). Redescobrimo Hélio Pellegrino nos 100 anos de seu nascimento. *Jornal Brasileiro de Psiquiatria*, 74, e20240066.
134. Toro, A., Lara, F. R., Pinheiro, A., Demissie, S., DeCarli, C., Parva, P., Habes, M., **Seshadri**, S. (2025). Association of MRI-Visible Perivascular Spaces with Early White Matter Injury. *American Journal of Neuroradiology*, 46(10), 2018-2025.
135. Torres, M. F., Charisis, S., Rashid, T., Brandigampala, S. R., Hiatt, K. D., Ware, J. B., **Seshadri**, S. (2025). Comparative Analysis of AI-based Quantification vs. Visual Rating of Enlarged Perivascular Spaces in the MESA Cohort. *American Journal of Neuroradiology*.
136. 136. Toscano, E. C. B., Justo, A. F. O., Paula, M. C. A., Grossi, L. B., Neves, V. H., Leite, R. E. P., **Teixeira**, A. L. (2025). Upregulation of NLRP3 Inflammasome in Specific Hippocampal Regions: Strengthening the Link Between Neuroinflammation and Selective Vulnerability in Alzheimer's Disease. *Molecular Neurobiology*, 1-14.
137. 137. Uscamayta Ayvar, M., Garrafa, R. S., Escobar, J. I., Gallo, C., Vaisberg, A., De Erausquin, G. A. (2025). Non-affective psychosis in traditional Andean culture. *Transcultural*

- Psychiatry, 62(1), 127-134.
138. Valdespino, R., Hromas, G., Wang, C. P., Paul, R., Nakasujja, N., Reynolds, Z., **Seshadri, S.** (2025). Adaptation and Validation of Brief Tablet-Based Cognitive Assessment Tool in Uganda. *Alzheimer's & Dementia*, 21, e102387.
  139. Valdez, M. S., Gates, S., Young, V. M., Rodrigues, N., Au-Yeung, W. T. M., **Seshadri, S.** (2025). Digital health and survey response patterns among Hispanic/Latinx older adults with and without mild cognitive impairment: The COMPADRE-CART study. *Alzheimer's & Dementia*, 21, e110537.
  140. van Lent, D. M., Kojis, D., Bis, J., Bülow, R., de Crom, T. O. E., Dufouil, C., Grabe, H. J., **Seshadri, S.** (2025). Higher MIND diet scores are associated with decreased all-cause dementia risk and being alive and dementia free at age 80: the cross-cohort collaboration. *Alzheimer's & Dementia*, 21, e098370.
  141. van Lent, D. M., Mesa, H. G., Short, M. I., Gonzales, M. M., Aparicio, H. J., Salinas, J., **Seshadri, S.** (2025). Association between dietary inflammatory index score and incident dementia. *Alzheimer's & Dementia*, 21(1), e14390.
  142. Vavougios, G. D., Liampas, A., Tseriotis, V. S., Hadjigeorgiou, G., De Erausquin, G. A. (2025). SARS-CoV-2's influence on tau and A $\beta$ 1-42 measurements: A novel potential confounder for the AT(N) framework. *Brain, Behavior, and Immunity*, 106131.
  143. Vazquez, J., LaRoche, A., MacCarthy, D., Fernandez, R. A., Mejia-Arango, S., **Seshadri, S.** (2025). Cardiovascular Risk Factors and Cognitive Function-Generalizing Results from a Clinical Cohort. *Alzheimer's & Dementia*, 21, e108622.
  144. Wadop, Y. N., Vasquez, E. L., Mathews, J. J., Muhammad, J. A. S., Pirela Mavarez, R., **Seshadri, S.** (2025). Differential Patterns of Gut and Oral Microbiomes in Hispanic Individuals with Cognitive Impairment. *Microorganisms*, 13(10), 2350.
  145. Wadop, Y. N., Bernal, R., Njamnshi, W. Y., Satizabal, C. L., Beiser, A., Ruiz, A., **Seshadri, S.** (2025). Altered gut microbiota mediates the association between APOE genotype and amyloid- $\beta$  accumulation in middle-aged adults. *Journal of Neurology*, 272(10), 1-19.
  146. Wadop, Y. N., Muhammad, J., Bernal, R., Satizabal, C. L., Beiser, A., Vasan, R. S., **Seshadri, S.** (2025). Adherence to Life's Essential 8 enhances gut microbiota diversity and cognitive performance. *Frontiers in Microbiomes*, 4, 1592023.
  147. Wang, D., Honnorat, N., Toledo, J. B., Li, K., Charisis, S., Rashid, T., **Seshadri, S.** (2025). Deep learning reveals pathology-confirmed neuroimaging signatures in Alzheimer's, vascular and Lewy body dementias. *Brain*, 148(6), 1963-1977.
  148. Wang, D., Scalici, A., Wang, Y., Lin, H., Pitsillides, A., Heard-Costa, N., **Seshadri, S.** (2025). Frequency of variants in Mendelian Alzheimer's disease genes within the Alzheimer's Disease Sequencing Project. *Journal of Alzheimer's Disease*, 104(3), 841-851.
  149. Weinstein, G., Kojis, D., Banerjee, A., **Seshadri, S.**, Walker, M., Beiser, A. S. (2025). Ultra-processed food consumption and risk of dementia and Alzheimer's disease: The Framingham Heart Study. *The Journal of Prevention of Alzheimer's Disease*, 12(2), 100042.
  150. Yaqub, A., Bis, J. C., Frenzel, S., Koini, M., Mbangdadjji, D., Peloso, G. M., Talluri, R., **Seshadri, S.** (2025). Clinical and imaging markers of cardiac function and brain health: a meta-analysis of community-based studies. *Neurology*, 104(8), e213421.
  151. Yau, W. Y. W., Scott, M. R., Petrea, R. E., Buckley, R. F., Kojis, D., Sperling, R. A., **Seshadri, S.** (2025). Sex-specific vulnerabilities to subclinical vascular brain injury in early late-life: the Framingham Heart Study. *Annals of Neurology*, 97(3), 460-469.
  152. Yiallourou, S., Baril, A. A., Wiedner, C., Misialek, J. R., Kline, C. E., Harrison, S., **Seshadri, S.** (2025). Sleep architecture and dementia risk in adults: An analysis of 5 cohorts from the Sleep and Dementia Consortium. *Sleep*, zsaf129.
  153. Yiallourou, S., Kautz, T. F., Parker-Garza, J., Cribb, L., Kohlfeld, P., Sullivan, A. C., **Seshadri, S.** (2025). Plasma biomarkers for the differential diagnosis of dementia subtypes in clinic. *Alzheimer's & Dementia*, 21, e104637.
  154. Yiallourou, S., Wiedner, C., Yang, Q., Baril, A. A., Misialek, J. R., Kline, C. E., **Seshadri, S.** (2025). A data driven approach to assess relationships between sleep, cognition and dementia: Findings from the Sleep and Dementia Consortium. *medRxiv*.
  155. Young, V. M., Bernal, R., Baril, A. A., Zeynoun, J., Wiedner, C., Gaona, C., Beiser, A., **Seshadri, S.** (2025). Long sleep duration, cognitive performance, and the moderating role of depression: A cross-sectional analysis in the Framingham Heart Study. *Alzheimer's & Dementia*, 21(4), e70160.

- 156.** Young, V. M., Gates, S., Garcia, L. Y., **Salardini, A.** (2025). Data Leakage in Deep Learning for Alzheimer's Disease Diagnosis: A Scoping Review of Methodological Rigor and Performance Inflation. *Diagnostics*, 15(18), 2348.
- 157.** Young, V., Young, V. M., Zeynoun, J., Gaspard, C., Frei, C. R., Himali, J. J., **Seshadri, S.** (2025). A systematic review on sleep duration and Alzheimer's disease fluid biomarkers: Preliminary findings. *Journal of Clinical and Translational Science*, 9(s1), 150-151.
- 158.** Zadegan, S. A., Ramirez, F., Park, J. W., Rocha, N. P., Furr Stimming, E., **Teixeira, A. L.** (2025). Frequency of depression in Huntington's disease: A systematic review and meta-analysis. *Journal of Huntington's Disease*, 14(1), 43-58.
- 159.** Zhao, F., Puerta, R., Wang, Y., Beckett, E., Garcia Gonzalez, P., Valero, S., **Seshadri, S.** (2025). Lactoferrin levels in cerebrospinal fluid exhibits isoform-specific associations with Alzheimer's disease. medRxiv.

## Honors and Awards:

### 2025 was an auspicious year for honors and new designations.

- ▶ **LBDA Research Center of Excellence:** As a designated center by the Lewy Body Dementia Association (LBDA), the Institute offers specialized diagnostic protocols for complex cases involving cognitive, sleep, and movement symptoms. This designation integrates neurology with sleep medicine to improve diagnostic accuracy and connects patients to LBD-specific therapeutic trials.
- ▶ **PSP / CBD / MSA: CurePSP Center of Care:** This 2025 designation certifies the Institute's capacity to treat atypical parkinsonisms, including Progressive Supranuclear Palsy (PSP), Corticobasal Degeneration (CBD), and Multiple System Atrophy (MSA). The clinic provides the necessary multidisciplinary infrastructure, including speech pathology and neuro-ophthalmology, to manage the rapid progression and specific symptoms of these disorders.
- ▶ **Center on Alzheimer's and Aging (CAPAS):** Launched in late 2025 with funding from the National Institute on Aging, CAPAS is a research partnership with the University of Texas at San Antonio dedicated to the social science of dementia. Moving beyond clinical biology, this center utilizes large-scale population data to analyze how life factors, such as education, economics, and environment, impact brain health. Its primary mission is to identify why Hispanic communities in South Texas face disproportionate dementia risks and to develop public health strategies that address these disparities at the source.
- ▶ **Renewal of ADRC Designation:** In 2025, the Glenn Biggs Institute successfully secured the renewal of its designation as a National Institute on Aging (NIA) Alzheimer's Disease Research Center (ADRC), extending its status as the only federally designated center of its kind in Texas. This competitive reaffirmation validates the Institute's leadership in diversifying genomic research and guarantees continued federal funding for its translational infrastructure. The renewal ensures that South Texas will retain priority access to NIA-sponsored clinical trials and global data sharing networks for the next five-year cycle.

# Division Accomplishments/Highlights:

2025 has been a transformative year for the **Division of Cognitive and Behavioral Neurology** at UT San Antonio. The year was defined by the culmination of major infrastructure projects, significant genetic research breakthroughs and the launch of global collaborations.

Key highlights and achievements for 2025 include:

## 1. Major Facility Opening: Center for Brain Health

The most visible achievement of 2025 was the completion and opening of the Center for Brain Health, a state-of-the-art facility designed to consolidate research and patient care.

- ▶ **Ribbon Cutting:** Held on November 12, 2025, with the facility officially opening its doors in December 2025.
- ▶ **Scope:** A \$100 million, 5-story, 103,000-square-foot building.
- ▶ **Impact:** It serves as a comprehensive “sanctuary of hope,” housing 75 exam rooms, an infusion center and dedicated spaces for patient support (art, music, meditation) alongside research labs. It unites the Biggs Institute and the Department of Neurology under one roof to accelerate the “bench-to-bedside” timeline.

## 2. Research Breakthroughs & Scientific Discovery

Researchers at the Biggs Institute published critical findings regarding the genetic and biological underpinnings of Alzheimer’s.

- ▶ **APOE & Genetic Risk (Feb 2025):** The group identified a specific protein-coding transcript linked to Alzheimer’s disease across all genetic types of apolipoprotein E (APOE). This is a crucial discovery because it suggests a common risk mechanism that could be targeted for treatment, regardless of a patient’s specific genetic variant.
- ▶ **Cholesterol & Brain Health (Nov 2025):** Research utilizing data from the Framingham Heart Study confirmed that high levels of LDL (“bad” cholesterol) are not just a heart risk but are directly linked to a higher likelihood of developing Alzheimer’s.
- ▶ **“Stress & Alzheimer’s” (May 2025)** A study utilizing data from the Framingham Heart Study that garnered significant media attention showed

that high levels of cortisol (the stress hormone) during midlife are a strong predictor of Alzheimer’s risk (specifically amyloid plaque buildup) 15 years later. Crucially, this link was found primarily in post-menopausal women, not men.

## 3. Experimental Therapies

The Institute expanded its portfolio of clinical trials, moving beyond traditional amyloid-targeting drugs to explore novel treatment avenues.

- ▶ **HIV Drugs for Alzheimer’s:** Continued success and attention on the ART-AD study, which explores whether Lamivudine (an FDA-approved antiretroviral drug for HIV/Hepatitis B) can treat Alzheimer’s by targeting “jumping genes” (retrotransposons) that cause inflammation and neurodegeneration.
- ▶ **Home-Based Brain Stimulation:** Investigation into transcranial Direct Current Stimulation (tDCS) as a home-based treatment for the affective symptoms of Alzheimer’s (depression, anxiety, irritability), aiming to improve quality of life without additional medication.
- ▶ **Rapamycin Trials:** Advancing the REACH trial, funded by the Alzheimer’s Association and Bill Gates, to test if Rapamycin can slow aging processes in the brain to delay memory loss.

## 4. Global Leadership & Community Impact

- ▶ **AI-BOND Program (Jan 2025):** The institute launched a collaboration with African biomedical leaders to teach bioinformatics. This program aims to diversify genetic data by equipping African researchers with the skills to analyze neurodegenerative disease data, helping to address the global lack of diversity in genomic studies.
- ▶ **State Funding Push (Oct 2025):** Founding Director Dr. Sudha Seshadri and other leaders advocated for a substantial \$3 billion in state funding to support dementia research, positioning Texas as a national leader in the field.
- ▶ **National Recognition:** The Institute maintained its prestigious designation as a National Institute on Aging (NIA) Alzheimer’s Disease Research Center (ADRC), remaining the only center in Texas with this elite federal status.

## Faculty Listing:

**Arash Salardini, MD**

Associate Professor  
Chief, Division of Cognitive and Behavioral Neurology  
Klesse Foundation Distinguished Chair in Alzheimer's  
and Neurodegenerative Diseases  
Director, Behavioral Neurology and Neuropsychiatry  
Fellowship Program  
Glenn Biggs Institute for Alzheimer's &  
Neurodegenerative Diseases

**Muhammad Samy Abdullah, MD**

Assistant Professor/Clinical, Assistant Professor/Clinical  
Glenn Biggs Institute for Alzheimer's &  
Neurodegenerative Diseases

**Rima Chaudhari, MD**

Assistant Professor/Clinical, Assistant Professor/Clinical  
Glenn Biggs Institute for Alzheimer's &  
Neurodegenerative Diseases

**Gabriel A. de Erausquin, MD, PhD, MSc**

Professor of Neurology and Radiological Science  
Zachry Foundation Distinguished Professor of  
Alzheimer's Clinical Care and Research  
Greehey Family Foundation Distinguished University  
Glenn Biggs Institute of Alzheimer's &  
Neurodegenerative Disorders

**Sara Doyle, MD**

Assistant Professor/Clinical, Assistant Professor/Clinical  
Glenn Biggs Institute for Alzheimer's &  
Neurodegenerative Diseases

**Rebecca Hoyumpa, DNP, FNP-BC**

Specialist  
Glenn Biggs Institute for Alzheimer's &  
Neurodegenerative Diseases

**Bruce R. LeForce, MD, FAAN**

Assistant Professor/Research  
Glenn Biggs Institute for Alzheimer's &  
Neurodegenerative Diseases

**Leah Otto, DNP, APRN, AGPCNP-BC**

Specialist  
Glenn Biggs Institute for Alzheimer's &  
Neurodegenerative Diseases

**Alicia S. Parker, MD**

Associate Professor  
Clinic Director, Glenn Biggs Institute for Alzheimer's &  
Neurodegenerative Diseases

**Sarah Savoia, PA-C**

Assistant Professor/Clinical, Assistant Professor/Clinical  
Glenn Biggs Institute for Alzheimer's &  
Neurodegenerative Diseases

**Sudha Seshadri, MD, DM**

Professor of Neurology, Psychiatry and Cellular and  
Integrative Physiology  
Robert R. Barker Distinguished University Professor  
Founding Director  
Glenn Biggs Institute for Alzheimer's &  
Neurodegenerative Diseases  
Director, South Texas ADRC  
Senior Investigator, the Framingham Heart Study,  
Boston University.

**Jeremy Tanner, MD**

Assistant Professor  
Glenn Biggs Institute for Alzheimer's &  
Neurodegenerative Diseases

**Antonio Lucio Teixeira MD, PhD, MSc, LD**

Professor of Neurology and Psychiatry  
Glenn Biggs Institute for Alzheimer's &  
Neurodegenerative Diseases



# Comprehensive Neurology



## Overview:

The Division of Comprehensive Neurology provides high-quality and compassionate patient-centered care in both the inpatient and outpatient settings. We are comprised of highly trained neurologists and advanced practice providers offering inpatient services at University Hospital and the new Multispecialty Research Hospital (MSRH). Our outpatient services are offered at University Hospital, the Center for Brain Health, UT Health De Zavala and UT Health Hill Country clinics. This year, we have joined with our UT Health Hill Country Primary care team to offer services as part of the Concierge Medicine program.

## Clinical Activities:

At University Hospital, the Division of Comprehensive Neurology provides care 24/7 to patients with complex neurological conditions with inpatient services staffed by a team of neurohospitalists and advanced practice providers. At the MSRH, we work closely with the hospitalist and oncology services to help manage patients with neurological complications of cancer and cancer-related therapies. In our outpatient clinics, we manage patients with migraine headaches, traumatic brain injury and other neurological conditions and offer services including nerve blocks and Botulinum toxin injections. We also

offer next-day emergency room evaluation follow-up visits to improve patients' quality of life and provide early diagnosis and management. The presence of our Comprehensive Neurology team in primary care clinic locations has helped improve access to neurological care and reduce the fragmentation of care.

Faculty are actively involved in educating the next generation of neurologists by teaching medical students, residents, fellows, and physician assistant students. Our Hospitalist track in our residency program trains the residents to be prepared to work as neurohospitalists in community and academic settings.

## Educational Activities:

As clinician-educators, we are actively involved in the teaching of medical students and residents by working closely with them during clinical rotations

and participating in didactic sessions. Faculty serve as attending physicians in the Neurology Resident Clinics at University Hospital providing patients with the benefit of their years of experience practicing neurology. We also collaborate with primary care physicians through short educational webinars and the development of EMR-based guidelines in managing common neurological conditions, as they are often the first resource for many patients with neurological conditions.

## Research Activities:

The Division of Comprehensive Neurology is actively involved in leading quality improvement activities and investigations in health systems research.

## Division Accomplishments/Highlights:

The team expanded with the recruitment of the following faculty members:

Sarah Erskine, DNP, AGNP-C

Nora Saul, ACNPC, FNP-BC

Suheyli Figueroa, MSN, RN, ACNPC-AG

## Faculty Listing:

**Isabel Beckett**, DNP, APRN, FNP-C  
Specialist

**Valerie Campbell**, PA-C  
Specialist

**Deborah Carver**, MD  
Professor/Clinical

**Kyle Chan**, FNP  
Specialist

**Sara Doyle**, MD  
Assistant Professor/Clinical

**Sarah Erskine**, DNP, AGNP-C  
Specialist

**Suheyli Figueroa**, NP  
Specialist

**Jessica Grimaldo**, PA-C  
Specialist

**Romana Kleinguenther**, MD  
Clinical Assistant Professor

**Bruce LeForce**, MD  
Assistant Professor/Research

**Michael Palm**, MD  
Associate Professor/Clinical  
Vice Chair, Educational Programs  
Assistant Dean, Graduate Medical  
Education

**Mayur Patel**, MD  
Assistant Professor/Clinical

**Nora Saul**, FNP-BC  
Specialist

**Andrew Slusher**, MD  
Assistant Professor/Clinical

**Missak Tchoulhakian**, DO  
Assistant Professor/Clinical

# Epilepsy



## Overview:

The Division of Epilepsy is focused on providing the best care to our patients based on nationally accepted practice guidelines utilizing the latest technological advancements. Faculty are engaged in clinical trials and innovative research and the education of the next generation of neurologists and epilepsy specialists through teaching medical students, residents, and fellows. We enjoy a close collaborative relationship with the Epilepsy Foundation of Central and South Texas through our support of outreach clinics in the underserved communities of South Texas.

## Clinical Activities:

The flagship of the epilepsy program is the South Texas Comprehensive Epilepsy Center (STCEC). The STCEC is a multidisciplinary affiliation of adult and pediatric epileptologists, epilepsy surgeons, dietitians and neuropsychologists working in partnership with University Hospital. The STCEC has been a member of the National Association of Epilepsy Centers since 2008 and is accredited as a Level IV Center, the highest designation.

The epilepsy surgery program is focused on providing an individualized surgical approach for qualified patients. Since 1996, the program has treated over 500 adults and children with medically intractable epilepsies with resective, disconnection,

laser ablation, and intracranial neurostimulation technologies.

The STCEC provides innovative care utilizing the latest technological advancements in epilepsy surgery and neurostimulation. In Central and South Texas, UT San Antonio has been a pioneer of epilepsy surgeries, performing the first intracranial electroencephalogram (EEG) with grid and depth electrodes as well as stereotactic EEG electrodes in adults and children and implanting the first responsive and deep-brain stimulators in San Antonio and South Texas.

Outpatients are seen at the Center for Brain Health, UT Health Hill Country, and University Hospital clinics. Subspecialty clinics include a Ketogenic Diet Clinic and a Tuberous Sclerosis Clinic for children and adults.

## Educational Activities:

We provide lectures to second-year medical students as well as opportunities for third- and fourth-year medical students during their clerkship rotations.

In addition to EEG and clinical epilepsy didactic lectures to the neurology residents, the residents also participate in EEG reading and epilepsy clinics at University Hospital. We offer two one-year ACGME-accredited fellowships in Epilepsy and Clinical Neurophysiology, respectively. To meet the ongoing demand for epilepsy subspecialists, we are planning to expand the number of fellowship positions to two in each program by 2027.

## Research Activities:

Our research includes clinical trials and innovative research for patients with medically refractory epilepsies. Faculty have been engaged in inpatient and outpatient clinical trials, including Phase 2 and 3 medication trials, as well as post-marketing medication and device studies.

## Clinical Trials

STUDY NAME	DESCRIPTION
<b>BHV7000-201 Study</b>	A Phase 2, Global, Multicenter, Long-term Safety Study Designed to Assess the Safety and Tolerability of BHV-7000 in Subjects with Refractory Focal Onset Epilepsy
<b>BHV7000-302 Study</b>	A Phase 2/3 Multicenter, Randomized, Double-Blind, Placebo-Controlled, Study to Evaluate the Efficacy, Safety and Tolerability of BHV-7000 in Subjects with Refractory Focal Onset Epilepsy – NCT06132893
<b>CORE-VNS</b>	Comprehensive Outcomes Registry in Subjects with Epilepsy Treated with Vagus Nerve Stimulation Therapy®
<b>EPICOM</b>	A Phase 4, Interventional, Multicenter, Open-Label, Single-Arm Study to Assess Behavioral and Other Co-occurring Outcomes Following Treatment With EPID(I/Y)OLEX as Add-on Therapy in Participants (Aged 1 to 65 Years Old) With Seizures Associated with Tuberous Sclerosis Complex (EpiCom) – NCT05864846
<b>EPINET</b>	International case control study of sudden unexpected death in epilepsy. Health Research Council of New Zealand.

STUDY NAME	DESCRIPTION
<b>EPITEL</b>	Impact of capturing ictal events with ultra-long-term ambulatory EEG monitoring with REMI. - NCT06027749
<b>HEP 3</b>	Human Epilepsy Project 3: Newly Diagnosed Idiopathic Generalized Epilepsy
<b>Jazz Tuberous Sclerosis Caregiver Study</b>	Tuberous Sclerosis Syndrome and Epidiolex: Non-Seizure Outcomes Mixed Methods Research Protocol - JZP926-402-01
<b>Preclinical Modeling of Neural Regulatory Networks in Baboon Epilepsy</b>	Collaboration with UTSA, UTRGV, Texas Biomedical Research Institute and Southwest National Primate Research Center
<b>Retrospective SUDEP at Epilepsy Centers</b>	A Case Control Study: A Multi-Site Study on Sudden Unexpected Death in Epilepsy-Risk Factors and Pathophysiology - NCT01662453
<b>XPF 010-301, X-TOLE2</b>	A Randomized, Double-blind, Placebo-Controlled, Multicenter Phase 3 Study to Evaluate the Safety, Tolerability, and Efficacy of XEN1101 as Adjunctive Therapy in Focal-Onset Seizures - NCT05614063
<b>XPF 010-303, X-ACKT</b>	A Randomized, Double-blind, Placebo-Controlled, Multicenter, Phase 3 Study to Evaluate the Safety, Tolerability, and Efficacy of XEN1101 as Adjunctive Therapy in Primary Generalized Tonic-Clonic Seizures – NCT05667142
<b>XPF 010-304, X-TOLE4</b>	A Multicenter, Open-label, Long-term, Safety, Tolerability, and Efficacy Study of XEN1101 in Adults Diagnosed with Epilepsy - NCT05718817

Faculty collaborate with researchers from several local institutions, including the Texas Biomedical Research Institute, UT San Antonio, the University of Texas Rio Grande Valley, and our own Research Imaging Institute.

## Publications:

1. **Karkar KM, Koneru S, Werry-McFarlin A**, Karkar MC, Wiedner CD, Himali JJ, Papanastassiou A, **Szabo CA**. High-Gain Analysis of Postictal sEEG Suppression Identifies Otherwise Invisible Multifrequency Activity, Including Persisting Ictal Discharges. J Clin Neurophysiol. 2025 Nov 24. doi: 10.1097/WNP.0000000000001221. PMID: 41380013.
2. Shekar A, **Koneru S, Szabó CÁ**, Ictal Eructation in a Case of Idiopathic Generalized Epilepsy, Epilepsy & Behav Reports, 2025; 31:100820.
3. Iyengar SS, ...**Szabó CÁ**, et al. A Companion to the Development of Common Data Elements for Sudden Unexpected Death in Epilepsy (SUDEP), Epilepsia Open, 2025; doi: 10.1002/epi4.70103.
4. Iyengar SS, ..**Szabó CÁ**, et al. CURE Epilepsy SUDEP Data Standardization Project Steering Committee. Enhancing Sudden Unexpected Death in Epilepsy (SUDEP) Research through Development of Common Data Elements, Epilepsia Open, 2025; doi: 10.1002/epi4.70105.

## Faculty Listing:

**Charles Ákos Szabó**, MD, FAAN, FAES  
Professor/Clinical  
Chief, Epilepsy Division

**Diep Bui**, MD  
Assistant Professor/Clinical

**Kameel M. Karkar**, MD, FAES  
Professor/Clinical

**Sreekanth Koneru**, MD  
Assistant Professor/Clinical

**Octavian V. Lie**, MD, PhD  
Associate Professor/Clinical

**Lola C. Morgan**, MD, FAES  
Professor/Clinical

**Lauren Skalomenos**, MD  
Assistant Professor/Clinical

**Florence Wall**, PA-C  
Specialist

# Movement Disorders



## Overview:

The Movement Disorders Division is a model of compassion, dedication, innovation, and excellence for the community. Patients are provided with individualized and personalized care based on their needs. Our nationally recognized movement disorders specialists collaborate with a team of physical therapists, speech therapists, neuropsychologists, psychiatrists, social workers, genetic counselors, and neurosurgeons to help patients with the best and most innovative care they need.

## Clinical Activities:

We are the only designated Parkinson's Foundation Comprehensive Center in Texas and offer patients access to innovative therapies, including Deep Brain Stimulation, Focused Ultrasound, Continuous Intestinal and Subcutaneous Levodopa Pump, Botulinum Toxin injections and all newly approved therapies for movement disorders. We are a comprehensive, multidisciplinary center where patients can find specialized healthcare providers who understand the disease process and its ramifications including neurocognitive evaluations with qualified neuropsychologists and psychiatric evaluations for mood disorders. We collaborate closely with

colleagues in the Department of Neurosurgery for deep brain stimulation (DBS) implantation and focused ultrasound therapy. We also provide genetic testing and counseling, occupational therapy, physical therapy, speech and swallow therapy and other comprehensive therapies in collaboration medical subspecialties when needed.

We are proud to be a partner site for the Huntington Disease Society of America Center of Excellence Level 1, in collaboration with UT Health Houston. This strategic alliance has benefited our Huntington's Disease community by offering access to vital services, including genetic counseling, neuropsychology, social work, educational events, support groups, and clinical trials. This year, we successfully hosted our inaugural UT Health San Antonio Huntington's Disease Symposium, which was met with enthusiasm and appreciation from the community.

We are proud of our multidisciplinary Parkinson's Disease Clinic at University Hospital, which offers a comprehensive care model. Our team includes movement disorder specialists, physical therapists, speech pathologists, psychologists, and neuropsychologists, all working together to provide exceptional care. We plan to expand the multidisciplinary clinic approach to the Center for Brain Health PD, HD, DBS, Atypical Parkinsonism and Lewy Body Dementia.

We also offer a MIND Movement Disorder clinic for patients needing expedited evaluation of cognitive complaints in the setting of Parkinsonism. Similar comprehensive specialized clinics by condition/disease will be created in the near future.

To better serve rural and underserved communities, we established a Movement Disorders Clinic in Laredo. Pablo Coss, MD, regularly travels to Laredo to provide specialized care for patients with movement disorders and to offer opportunities for participation in clinical research.

## Educational Activities:

We offer a two-year Movement Disorders Fellowship, designed to provide comprehensive training and education. The first year emphasizes the development of clinical and procedural skills, while the second year allocates additional time for research endeavors. In

addition, we actively engage in clinical education for medical students during their neurology rotation, support the training of neurology residents, and occasionally host visiting fellows from other specialties. Fellows also participate in recurring lecture series, which are integral to our department's educational curriculum. We are proud to have Brian Seegmiller, MD, matriculate through the 2025-2026 Fellowship program.

## Community Engagement Activities:

The Movement Disorders Division strives to connect with the community via several outreach and engagement initiatives that extend beyond the clinical setting, including patient-centered education and support groups.

The Parkinson's Disease Support Group continues to serve as a vital resource for individuals living with Parkinson's disease, offering ongoing education, peer connection, and access to multidisciplinary expertise.

Building on this foundation, the division is preparing to launch a Deep Brain Stimulation (DBS) Support Group, DBS Connections, designed to support patients and caregivers across the DBS continuum—from preoperative education to long-term postoperative care.

A cornerstone of the division's outreach efforts this year was UT San Antonio's 2nd Annual Parkinson's Disease Symposium. In March 2025, the division hosted a full-day, free community symposium led by faculty from UT San Antonio and collaborating institutions, featuring a comprehensive, multidisciplinary program that included sessions on physical and speech therapy, exercise, freezing of gait, swallowing, caregiver support, Parkinson's disease in special populations, current research, and advanced therapies such as deep brain stimulation and focused ultrasound. The symposium brought together patients, caregivers, and healthcare professionals to share knowledge, highlight advances in care and research, and reinforce the division's commitment to education, collaboration, and community engagement.

## Research Activities:

We offer a comprehensive research program that includes numerous clinical trials and innovative research initiatives for patients with Parkinson's Disease and other movement disorders. We participated in five Parkinson's Study Group (PSG)

clinical trials in addition to several industry-sponsored studies. We are proud to have been recognized as the top recruiting site for PD GENERation in 2024 and 2025. Furthermore, we have been designated as a Super Site for PD GENERation, with the goal of recruiting a substantial number of patients with Parkinson's Disease, particularly those from a Hispanic background.

## Clinical Trials

STUDY NAME	DESCRIPTION
<b>ACP-204-012/013</b>	A Double-Blind, Placebo-Controlled, Phase 2, Efficacy and Safety Study of ACP-204 in Adults With Lewy Body Dementia Psychosis (LBDP)
<b>BIA 28 6156</b>	A Phase 2, Randomized, Double-Blind, Placebo Controlled Study to Evaluate the Efficacy, Safety, and Tolerability of BIA 28 6156 in Subjects With Parkinson's Disease With a Pathogenic Variant in the Glucocerebrosidase (GBA1) Gene.
<b>BHV8000-301</b>	A Phase 2/3, Double-Blind, Placebo-Controlled Study of BHV-8000 in Participants with Early Parkinson's Disease
<b>BN44715</b>	A Phase III, Randomized, Double-Blind, Placebo-Controlled, Multicenter Study to Evaluate the Efficacy and Safety of Intravenous Prasinezumab in Participants with Early Parkinson's Disease
<b>Building a Health Coach Program</b>	Coaching underserved communities and Hispanic minorities with Parkinson's Disease who lack resources and education about exercise and diet.
<b>CAMELOT</b>	A pragmatic randomized trial comparing antipsychotics in Lewy body disease
<b>Genetics in Parkinson's Disease</b>	Derivation of induced pluripotent stem cells from skin biopsies or blood samples from health individuals and patients with Parkinson's Disease
<b>Increasing Recruitment in Diverse Parkinson's Disease Populations</b>	Parkinson's Foundation PD GENERation Genetic Registry Community Outreach
<b>M15-737</b>	An open-label extension of Study M15-741 to evaluate the safety and tolerability of 24-hour daily exposure of continuous subcutaneous infusion of ABBV-951 in subjects with Parkinson's disease
<b>M21-471</b>	A Phase 2 Multicenter, Randomized, Double-blind, Placebo-controlled Study of BOTOX® (Botulinum Toxin Type A) Purified Neurotoxin Complex for the Treatment of Upper Limb Essential Tremor

STUDY NAME	DESCRIPTION
<b>Medtronic DBS registry</b>	Assessing the new Medtronic Percept™ PC DBS Neurostimulator BrainSense™ technology
<b>Multidisciplinary Clinic for Parkinson's Disease</b>	Comprehensive Care Center
<b>PD GENERation</b>	Parkinson's Foundation PD GENERation Genetic Registry United States Super Site
<b>PD Wearable Device</b>	Rune Labs software-as-a-services platform
<b>PD0055</b>	OLE Phase 2A Study to Evaluate the Efficacy, Safety, Tolerability, and Pharmacokinetics of Oral UCB0599 in Study Participants with Early Parkinson's Disease
<b>PD0060</b>	A Multicenter Phase 2, Double-Blind, Placebo-controlled, Randomized, Parallel group study to evaluate the efficacy, safety, tolerability and pharmacokinetics of UCB0022 in study participants with advanced Parkinson's Disease
<b>PUCCINI</b>	A Global Real-World Evidence Study on the Effectiveness and Safety/Tolerability of Foslevodopa/Foscarbidopa in Patients Earlier Within Advanced Parkinson's Disease (PUCCINI: Pump-based early Continuous subCutaneous levodopa Infusion trlal)
<b>ROSSINI</b>	A Global Real-World Evidence Study on the long-term effectiveness of ABBV-951 in Advanced Parkinson's Disease in routine clinical practice (ROSSINI: Real-world Outcomes with continuouS Subcutaneous levodopa INfuslon)
<b>Sensing in Sleep</b>	Sleep in DBS
<b>Sparx 3</b>	Phase 3, Study in Parkinson's Disease of Exercise
<b>SYN-Q</b>	Quantification of phosphorylated alpha-synuclein in patients with Parkinson'sdisease and REM sleep behavior disorder (Syn-Q)
<b>Topaz</b>	A Randomized Placebo-controlled Trial of Zoledronic Acid for Prevention of Fractures in Patients with Parkinson's Disease
<b>Vercise-A4069</b>	Registry of Deep Brain Stimulation with the VERCISE™ System: Vercise DBS Registry

## Publications:

1. Irvine RE, Kruger AP, Quaicoe A, Kotwani R, Hohler AD, **Vaou O**. Parkinson's disease and routine traffic stops: An exploration of patient experiences and perceptions. *J Parkinsons Dis*. 2025 Sep;15(6):1116-1118. doi: 10.1177/1877718X251356514. Epub 2025 Jul 15. PMID: 40660821.
2. Aldred JL, Zesiewicz T, Okun MS, Ramirez-Zamora A, **Vaou OE**, Verhagen Metman L, Luca CC, Ramdhani R, Durphy J, Bezchlibnyk YB, Carlson JD, Foote KD, Sani SB, Papanastassiou AM, Jagid JR, Weintraub DB, Pilitsis J, Hurtado A, Shivacharan RS, Reese B, Goldberg E. Sustained Therapeutic Benefits Using Image-Guided Programming at Activation of Deep Brain Stimulation for Parkinson's Disease. *Mov Disord Clin Pract*. 2025 Nov;12(11):1821-1830. doi: 10.1002/mdc3.70154. Epub 2025 Jun 5. PMID: 40474569; PMCID: PMC12625106.
3. **Horn S**, Dai Y, Wu SS, Dahodwala N. Contributors to Gender Disparities in Parkinson's Disease Caregiving. *J Geriatr Psychiatry Neurol*. 2025 Sep;38(5):394-404. doi: 10.1177/08919887251329957. Epub 2025 Mar 21. PMID: 40116617; PMCID: PMC12202834.

## Honors and Awards:

Designation as a Cure PSP Center of Excellence - Director, Leila Saadatpour, MD

## Division Accomplishments/Highlights:

- ▶ The team expanded with the recruitment of the following faculty members:
  - Kristen Matulis, DNP
- ▶ Received Funding from the Perry and Ruby Stevens Foundation to build and expand care, education, and research at the Movement Disorders Center
- ▶ Designation as PD GENERation Supersite for Genetic Testing
- ▶ Recognition as a top site recruiter for PD GENERation
- ▶ Grant funding from the Parkinson's Foundation for Diversity in Genetic Testing in Parkinson's Disease
- ▶ Grant funding from the Parkinson's Foundation to start the Health Coach program for patients with Parkinson's Disease
- ▶ Received a grant from the American Parkinson's Disease Association to start a Multidisciplinary Clinic for Parkinson's Disease
- ▶ Received a pilot grant to study sensing in sleep in Parkinson's Disease and Deep Brain Stimulation
- ▶ Okeanis Vaou, MD, moderated a panel on Women in Neurology at the Parkinson Study Group.
- ▶ Hosted the second Annual Parkinson's Disease Symposium
- ▶ Hosted the inaugural Huntington's Disease Symposium

## Faculty Listing:

**Okeanis Vaou, MD**  
Associate Professor/Clinical  
Vice Chair, Faculty Development  
and Wellness  
Chief, Division of Movement  
Disorders  
Director, Parkinson Foundation  
Comprehensive of Care Center  
Fellowship Director, Movement  
Disorders

**Pablo Coss, MD**  
Assistant Professor/Clinical  
Director, Huntington's Disease  
Center of Excellence

**Sarah Erskine, DNP**  
Specialist

**Jessica Grimaldo, PA-C**  
Specialist


**Sarah Horn, MD**  
Assistant Professor/Clinical  
Neurology Residency Program  
Director  
Co-Director, Lewy Body Dementia  
Center of Excellence

**Kristen Matulis, DNP, APRN,**  
AGNP-C  
Specialist  
Co-Coordinator Parkinson  
Foundation Comprehensive Care  
Center

**Leila Saadatpour, MD**  
Assistant Professor/ Clinical  
Director, Cure PSP Center of  
Excellence



# Neuro-immunology



## Overview:

The Division of Neuroimmunology is dedicated to delivering compassionate, evidence-based, and multidisciplinary care for individuals with neuroimmunologic diseases. Our clinical mission is complemented by a strong commitment to advancing the field through clinical trials, evaluating, and addressing health disparities within our community, and educating and mentoring the next generation of neuroimmunologists.

Through these integrated efforts, our mission is to improve clinical outcomes and quality of life for individuals living with multiple sclerosis (MS) by providing high-quality, comprehensive, and patient-centered neurological care.

## Clinical Activities:

We are the first Comprehensive Multiple Sclerosis Center in South Texas, a designation conferred by the National Multiple Sclerosis Society (NMSS), and one of only eight centers in Texas to hold this distinction. Clinical care is delivered at the Center for Brain Health, where we provide comprehensive outpatient neurological services within a coordinated, multidisciplinary framework. Our care model emphasizes personalized medicine, integrating evidence-based treatment strategies with individualized disease management. Care is delivered in close collaboration with physical therapy, occupational therapy, speech therapy, social work, and neuropsychology.

The Center offers specialized services including spasticity management, encompassing botulinum toxin injections, intrathecal baclofen pump management, and splinting, as well as dedicated infusion services for disease-modifying therapies. In addition, we maintain an active clinical trials program, providing patients with access to investigational therapies.

## Educational Activities:

Faculty members actively participate in the clinical education of medical students during their neurology clerkship rotation and the graduate medical education of neurology residents. Advanced training is available to fellows seeking to subspecialize in neuroimmunology.

Neuroimmunology fellows (2025-2026): Iryna Lobanova, MD, Eric Yeager, MD

## Community Engagement Activities:

Multiple Sclerosis Education Day for Patients and Caregivers – UT Health San Antonio, September 2025

Texas Multiple Sclerosis Consortium lectures in partnership with Can Do MS and CMSC – Lyndsey Hale, MD

Hispanic Latinx MS Community Collaborative Member, National Multiple Sclerosis Society Initiative – Tania Reyna, MD

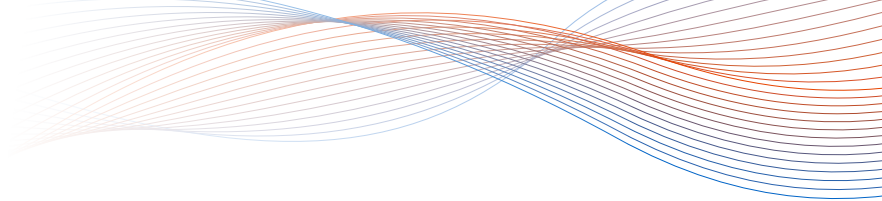
## Research Activities:

We participate in clinical trials and research for neuroimmunology patients, including Multiple Sclerosis, Neuromyelitis Optica Spectrum Disorder, and Myelin Oligodendrocyte Glycoprotein Antibody Disease.

## Clinical Trials:

STUDY NAME	DESCRIPTION
<b>Biomarker Validation</b>	A Longitudinal Study to Identify and Validate Biomarkers from Serum and Cerebrospinal Fluid in Patients Evaluated by Neurologists
<b>BLOOMS</b>	Benefits of a Low Insulin Lifestyle on Quality of Life and Microbiome in Individuals with Multiple Sclerosis
<b>Demographic Exploration of MOGAD in South Texas</b>	Review of MOGAD in South Texas
<b>EFC17919</b>	Master protocol of two independent, randomized, double blind, Phase 3 studies comparing efficacy and safety of frexalimab to teriflunomide in adult participants with relapsing forms of multiple sclerosis
<b>ENABLE</b>	REal world experieNce with BRIUMVI® (ublituximAB-xiyy) treated patients: a Longitudinal rEgistry study (ENABLE)
<b>FREXALT</b>	Efficacy and safety study of frexalimab in adult participants with relapsing forms of multiple sclerosis

STUDY NAME	DESCRIPTION
<b>FUSION 257MS201</b>	A Multicenter, Randomized, Double-Blind Treatment, Parallel-Group, 2-Part, Adaptive Design, Active-Controlled Phase 2 Study With A Blinded Extension Period To Sequentially Evaluate The Efficacy And Safety Of Biib091 Monotherapy And Combination Therapy With Diroximel Fumarate In Participants With Relapsing Multiple Sclerosis.
<b>MOG001</b>	A Randomized double-blind placebo-controlled multicenter Phase 3 pivotal study to evaluate the efficacy and safety of rozanolixizumab to tx adults with Myelin Oligodendrocyte Glycoprotein (MOG) antibody associated dz
<b>MOG-AD</b>	A Randomized, double-blind, placebo-controlled, Multicenter, Phase 3, Pivotal Study With an Open-Label Extension Period to Evaluate the Efficacy and Safety of Rozanolixizumab in Adult Participants With Myelin Oligodendrocyte Glycoprotein (MOG) Antibody-Associated Disease
<b>Multiple Sclerosis age of onset in the South Texas Population</b>	Review of age of onset in the Multiple Sclerosis South Texas population
<b>Next Generation Learning Health System for Multiple Sclerosis (Next-Gen MS)</b>	A prospective, cluster-randomized study evaluating the impact of “feed-forward” patient reported outcomes data to clinical teams managing adults living with MS in a learning health system for MS research.
<b>REMODEL-2</b>	A randomized, double-blind, double-blind, double-dummy, parallel-group study, comparing the efficacy and safety of remibrutinib versus teriflunomide in participants with relapsing multiple sclerosis, followed by extended treatment with open-label remibrutinib
<b>The MS Leadership and Innovation Network (MS-LINK™) Outcomes Study</b>	A Comprehensive Prospective Longitudinal Assessment of Patient and Clinical Reported Outcomes in Multiple Sclerosis Patients across North America.
<b>VERISMO Study</b>	An Observational Study of Ocrelizumab-Treated Patients with Multiple Sclerosis to Determine the Incidence and Mortality Rates of Breast Cancer and All Malignancies



## Honors and Awards:

Tania Reyna, MD, was selected to participate in the Director Mentorship Leadership Program, American Academy of Neurology (2025 – 2026).

## Faculty Listing:


**Tania Reyna, MD**  
Associate Professor/Clinical  
Chief, Division of Neuroimmunology  
Neuroimmunology Fellowship Program Director

**Lyndsey Hale, MD**  
Assistant Professor/Clinical

**Lorelei Salazar, PA-C**  
Specialist



# Neuromuscular Medicine



## Overview:

The Division of Neuromuscular Medicine is dedicated to providing exceptional quality team-based care based on nationally accepted practice guidelines, advancing discovery through clinical research, and educating the next generation of neuromuscular specialists.

## Clinical Activities:

Patient care is provided at the Center for Brain Health, University Hospital and UT Health San Antonio Kyle Seale Parkway. We provide outpatient services, including electromyography (EMG),

and autonomic testing services. We also offer inpatient electromyography services at University Hospital making it the only hospital in San Antonio to offer these services. As the only ALS Center in South Central Texas certified by the national ALS Association, we are proud to offer patients access to multidisciplinary, team-based care that includes physicians, dietitians, genetic counselors, neuropsychologists, occupational therapists, physical therapists, and speech-language pathologists. Our Multidisciplinary MDA clinic is one among 38 MDA centers offering services to more than 40 neuromuscular disorders. At UT Health San Antonio Kyle Seale Parkway, our team is working with Physical Medicine and Rehabilitation physicians to provide multidisciplinary care for patients suffering from neurological manifestations of Long COVID syndrome.

## Educational Activities:

Faculty members actively participate in the clinical education of medical students during their neurology clerkship rotations. We are also involved in teaching Clinical Neurophysiology fellows, neurology residents and other rotating residents from other specialties. This year we offered an Electromyography and Nerve Conduction Study boot camp for neurology residents in a week-long hands-on training and didactics to improve knowledge and techniques for performing electrodiagnostic testing.

The division also organized educational programs for patients and caregivers. These include the Oculopharyngeal Muscular Dystrophy Symposium and MDA Engage Symposium.

## Research Activities:

We participate in clinical trials and innovative research for patients with ALS, myasthenia gravis, muscular dystrophies, and peripheral neuropathies.

## Clinical Trials:

STUDY NAME	DESCRIPTION
<b>Amicus POM055</b>	Amicus Study POM-005, Pompe Disease
<b>AOC-1020-C23</b>	A Randomized, Double-blind Placebo-controlled, Phase 3 Study to Evaluate the Efficacy and Safety of Intravenous AOC 1020 for the Treatment of Facioscapulohumeral Muscular Dystrophy (FSHD)
<b>ARGX-113-1902 / ADHERE+</b>	Open-label Extension of the ARGX-113-1802 Trial to Investigate the Long-term Safety, Tolerability, and Efficacy of Efgartigimod PH20 SC in Patients with Chronic Inflammatory Demyelinating Polyneuropathy (CIDP)
<b>ARGX-113-2002</b>	A Long-Term, Single-Arm, Open-Label, Multicenter Phase 3 Study to Evaluate the Safety and Tolerability of Multiple Subcutaneous Injections of Efgartigimod PH20 SC in Patients With Generalized Myasthenia Gravis
<b>ARGX-999-MG-200</b>	A Master Protocol for an Exploratory, Phase 2a, Proof-of-Concept Platform Study to Evaluate the Safety, Tolerability, and Efficacy of Multiple Regimens in Participants With Myasthenia Gravis
<b>CIDP</b>	A Phase 2b, Multi-center, Randomized, Double-blind, Placebo-controlled Study of IMVT-1402 Treatment in Adult Participants with Chronic Inflammatory Demyelinating Polyneuropathy (CIDP)
<b>CLOU064O12301</b>	A randomized, double-blind, placebo-controlled phase III study to evaluate the efficacy, safety, and tolerability of remibrutinib in patients with generalized Myasthenia Gravis (gMG), followed by an open label extension phase
<b>CorEvitas-MGR-720</b>	PPD CorEvitas Myasthenia Gravis (MG) Drug Safety and Effectiveness Registry
<b>COYA</b>	Phase 2, Randomized, Double-Blind, Placebo-Controlled, Multi-Center, 24-Week Study with Additional 24-Week Blinded Active Extension (EXT) to Evaluate the Safety and Efficacy of COYA 302 for the Treatment of Amyotrophic Lateral Sclerosis (ALS)

STUDY NAME	DESCRIPTION
<b>CREATE, Clinical Research in ALS &amp; Related Disorders for Therapeutic Development</b>	Observational natural history study of patients with ALS (or a related disorder) receiving care through the multi-disciplinary ALS clinics of participating CReATe Consortium centers
<b>DYNE 101-DM1-301</b>	A Phase 3, Randomized, Double-Blind, 48-Week Placebo-Controlled Study to Assess the Efficacy, Safety, and Tolerability of DYNE-101 Administered to Participants with Myotonic Dystrophy Type 1
<b>END-DM1</b>	Establishing Biomarkers and Clinical Endpoints in Myotonic Dystrophy Type 1 (END-DM1)
<b>EPIC</b>	Efficacy and Safety of Nipocalimab vs Efgartigimod in a Randomized, Open-label, Phase 3b, Interventional Trial Including Within Class Switching From Efgartigimod to Nipocalimab
<b>GRASP: Pompeii Disease</b>	Natural history study for Late Onset Pompeii Disease (LOPD) patients
<b>HARBOR</b>	A Phase 3 Randomized, Double-Blind, Placebo-Controlled, Global Study to Evaluate the Efficacy and Safety of Intravenous AOC 1001 for the Treatment of Myotonic Dystrophy Type 1
<b>Healey Platform</b>	HEALEY ALS Platform Trial
<b>Human CNTNAP1-Associated Congenital Neuropath</b>	Pre-Clinical Optimization and Efficacy Studies of AAV9-Cntnap1 in the Mouse Models of Human CNTNAP1-Associated Congenital Neuropath
<b>IMVT-1401-3101</b>	Phase 3 Study to Assess the Efficacy and Safety of Batoclimab as Induction and Maintenance Therapy in Adult Participants With Generalized Myasthenia Gravis
<b>IMVT-1402-3101</b>	Phase 2b, Multi-center, Randomized, Quadruple-blind, Placebo-controlled Study of Batoclimab Treatment in Adult Participants with Active Chronic Inflammatory Demyelinating Polyneuropathy (CIDP)
<b>MLB-01-005- FORTIFY</b>	Phase 3 trial of ribitol in patients with LGMD 2I/ R9
<b>MOVE+</b>	Motor Outcomes to Validate Evaluation in FSHD
<b>POTS</b>	Double-blind, Randomized, Placebo-controlled Phase 3 study Evaluating Efficacy and Safety of IgPro20 (subcutaneous immunoglobulin, HIZENTRA®) in post-COVID-19 Postural Orthostatic Tachycardia Syndrome (POTS)
<b>PTC-016</b>	A Phase 3, Randomized, Double-blind, Placebo-controlled efficacy, and safety study of Ataluren in patients with nonsense mutation Duchenne muscular dystrophy and Open-label extension
<b>RWS in FSHD</b>	Reachable workspace cross sectional study in FSHD

STUDY NAME	DESCRIPTION
<b>SUMMIT</b>	Registry Study to Observe Long-term Safety of Vamorolone (AGAMREE®) in Patients with Duchenne Muscular Dystrophy
<b>VIB0551.P3.S1 MINT</b>	A Randomized, Double-blind, Multicenter, Placebo-Controlled Phase 3 Study with Open-label Period to Evaluate the Efficacy and Safety of Inebilizumab in Adults with Myasthenia Gravia
<b>Vamorolone in DMD-Phase IV</b>	Long-term observational registry study

## Publications:

- Cheng AL, Herman E, Abramoff B, Anderson JR, Azola A, Baratta JM, Bartels MN, **Bhavaraju-Sanka R**, Blitshteyn S, Fine JS, Fleming TK, Verduzco-Gutierrez M, Herrera JE, Karnik R, Kurylo M, Longo MT, McCauley MD, Melamed E, Miglis MG, Neal JD, Oleson CV, Putrino D, Rydberg L, Silver JK, Terzic CM, Whiteson JH, Niehaus WN. Multidisciplinary collaborative guidance on the assessment and treatment of patients with Long COVID: A compendium statement. *PM R*. 2025 Jun;17(6):684-708. doi: 10.1002/pmrj.13397. Epub 2025 Apr 22. PMID: 40261198; PMCID: PMC12162235.
- Riccione NM, **Chan CN**. Wilson's Disease Myopathy: A Case Report and Brief Literature Review. *Cureus*. 2025 Dec 16;17(12):e99405. doi: 10.7759/cureus.99405. PMID: 41552187; PMCID: PMC12807768.
- Riccione NM, **Chan CN**. Highly Immuno-resistant Acute Motor and Sensory Axonal Neuropathy With Concomitant Anti-NF155 Axonal Nodopathy: A Case Report. *Cureus*. 2025 Nov 18;17(11):e97181. doi: 10.7759/cureus.97181. PMID: 41426823; PMCID: PMC12714543.
- Giacobbe A, Hiana J, Wang O, Benatar M, Wicks P, Mascias Cadavid J, Jhooty S, McDermott C, Pattee G, Bertorini T, Heiman-Patterson T, Ratner D, Barkhaus P, Carter G, **Jackson C**, Denson K, Brown A, Armon C, Sun Y, Nguyen A, Bedlack R, Li X. ALSUntangled #79: alpha-lipoic acid. *Amyotroph Lateral Scler Frontotemporal Degener*. 2025 May 24:1-5. doi: 10.1080/21678421.2025.2507166. PMID: 40411245.
- Helmold B, Nathaniel G, Barkhaus P, Bertorini T, Bromberg M, Brown A, Carter GT, Chang V, Crayle J, Denson K, Glass J, Heiman-Patterson T, Hobson E, **Jackson C**, Jhooty S, Mallon E, Maragakis N, Cadavid JM, McDermott C, Pattee G, Pierce K, Wang O, Wicks P, Bedlack R. ALSUntangled #78: Zinc. *Amyotroph Lateral Scler Frontotemporal Degener*. 2025 Aug;26(5-6):599-603. doi: 10.1080/21678421.2025.2476688. Epub 2025 Mar 14. PMID: 40084393.
- Bakshi B, Yerraguntla S, Armon C, Barkhaus P, Bertorini T, Bowser R, Breevoort S, Bromberg M, Brown A, Carter GT, Chang V, Crayle J, Fullam T, Greene M, Heiman-Patterson T, **Jackson C**, Jhooty S, Mallon E, Cadavid JM, McDermott CJ, Pattee G, Pierce K, Ratner D, Sun Y, Wang O, Wicks P, Wiedau M, Bedlack R. ALSUntangled #77: Psilocybin. *Amyotroph Lateral Scler Frontotemporal Degener*. 2025 May;26(3-4):385-388. doi: 10.1080/21678421.2024.2441274. Epub 2024 Dec 22. PMID: 39709547.
- Paganoni S, Fournier CN, Macklin EA, Chibnik LB, Quintana M, Saville BR, Detry MA, Vestrucci M, Marion J, McGlothlin A, Ajroud-Driss S, Chase M, Pothier L, Harkey BA, Yu H, Sherman AV, Shefner JM, Hall M, Kittle G, Berry JD, Babu S, Andrews J, Dagostino D, Tustison E, Giacomelli E, Scirocco E, Alameda G, Locatelli E, Ho D, Quick A, Katz J, Heitzman D, Appel SH, Shroff S, Felice K, Maragakis NJ, Simmons Z, Miller TM, Olney N, Weiss MD, Goutman SA, Fernandes JA, Jawdat O, Owegi MA, Foster LA, Vu T, Ilieva H, Newman DS, Arcila-Londono X, **Jackson CE**, Ladha S, Heiman-Patterson T, Caress JB, Swenson A, Peltier A, Lewis R, Fee D, Elliott M,

Bedlack R, Kasarskis EJ, Elman L, Rosenfeld J, Walk D, McIllduff C, Twydell P, Young E, Johnson K, Rezania K, Goyal NA, Cohen JA, Benatar M, Jones V, Glass J, Shah J, Beydoun SR, Wymer JP, Zilliox L, Nayar S, Pattee GL, Martinez-Thompson J, Harvey B, Patel S, Mahoney P, Duda PW, Cudkowicz ME; HEALEY ALS Platform Trial Study Group. Efficacy and Safety of Zilucoplan in Amyotrophic Lateral Sclerosis: A Randomized Clinical Trial. *JAMA Netw Open*. 2025 Feb 3;8(2):e2459058. doi: 10.1001/jamanetworkopen.2024.59058. PMID: 39960672; PMCID: PMC11833520.

8. Writing Committee for the HEALEY ALS Platform Trial; Andrews J, Paganoni S, Macklin EA, Chibnik LB, Quintana M, Saville BR, Detry MA, Vestrucci M, Marion J, McGlothlin A, Young E, Chase M, Pothier L, Harkey B, Yu H, Sherman A, Shefner J, Hall M, Kittle G, Connolly MR, Berry JD, D'Agostino D, Tustison E, Giacomelli E, Scirocco E, Alameda G, Locatelli E, Ho D, Quick A, Heitzman D, Ajroud-Driss S, Appel SH, Shroff S, Katz J, Felice K, Maragakis NJ, Simmons Z, Goutman SA, Olney N, Miller T, Fernandes JA, Ilieva H, Jawdat O, Weiss MD, Foster L, Vu T, Ladha S, Owegi MA, Newman DS, Arcila-Londono X, **Jackson CE**, Swenson A, Heiman-Patterson T, Caress J, Fee D, Peltier A, Lewis R, Rosenfeld J, Walk D, Johnson K, Elliott M, Kasarskis EJ, Rutkove S, McIllduff CE, Bedlack R, Elman L, Goyal NA, Rezania K, Twydell P, Benatar M, Glass J, Cohen JA, Jones V, Zilliox L, Wymer JP, Beydoun SR, Shah J, Pattee GL, Martinez-Thompson J, Nayar S, Granit V, Donohue M, Grossman K, Campbell DJ, Qureshi IA, Cudkowicz ME, Babu S. Verdiperstat in Amyotrophic Lateral Sclerosis: Results From the Randomized HEALEY ALS Platform Trial. *JAMA Neurol*. 2025 Apr;82(4):333-343. doi: 10.1001/jamaneurol.2024.5249. Epub 2025 Feb 17. PMID: 40067754; PMCID: PMC11833655.
9. Mansoor N, Heiman-Patterson T, Feldman EL, Wicks P, Benatar M, Vieira F, Glass J, Levine T, Bertorini T, Barkhaus P, Mascias Cadavid J, **Jackson C**, Jhooty S, Brown A, Pattee G, Sane H, Mcdermott CJ, Carter G, Beauchamp M, Wang O, Ratner D, Bedlack R, Li X. ALSUntangled #81: Pyridostigmine (mestinon®). *Amyotroph Lateral Scler Frontotemporal Degener*. 2025 Nov 6:1-5. doi: 10.1080/21678421.2025.2582830. Epub ahead of print. PMID: 41196032.
10. Mascias Cadavid J, Mena Bravo A, Barkhaus P, Barnes B, Benatar M, Breevoort S, Brown A, Carter GT, Crayle J, Foucher J, Heiman-Patterson T, Hobson E, **Jackson C**, Jhooty S, Mallon E, Mcdermott C, Pattee G, Pierce K, Piro E, Ratner D, Rivner M, Tito E, Wicks P, Bedlack R. ALSUntangled #80: ISRIB (Integrated stress response InhiBitor). *Amyotroph Lateral Scler Frontotemporal Degener*. 2025 Nov;26(7-8):821-824. doi: 10.1080/21678421.2025.2542919. Epub 2025 Aug 5. PMID: 40762148.
11. Writing Committee for the HEALEY ALS Platform Trial; Berry JD, Maragakis NJ, Macklin EA, Chibnik LB, Quintana M, Saville BR, Detry MA, Vestrucci M, Marion J, McGlothlin A, Stommel EW, Chase M, Pothier L, Harkey BA, Yu H, Sherman A, Shefner J, Hall M, Kittle G, Babu S, Andrews J, D'Agostino D, Tustison E, Scirocco E, Giacomelli E, Alameda G, Locatelli E, Ho D, Quick A, Ajroud-Driss S, Katz J, Heitzman D, Appel SH, Shroff S, Felice KJ, Simmons Z, Miller T, Olney N, Weiss MD, Goutman SA, Fernandes JA Jr, Jawdat O, Owegi MA, Foster L, Vu T, Ilieva H, Newman DS, Arcila-Londono X, **Jackson C**, Ladha S, Heiman-Patterson T, Caress J, Swenson A, Peltier A, Lewis R, Fee D, Elliott M, Bedlack R, Kasarskis EJ, Elman L, Rosenfeld J, Walk D, McIllduff CE, Twydell P, Young E, Johnson K, Rezania K, Goyal NA, Cohen JA, Benatar M, Jones V, Glass J, Shah J, Beydoun SR, Wymer JP, Zilliox L, Nayar S, Pattee GL, Martinez-Thompson J, Rynders A, Evan J, Evan J, Hartford A, Sepassi M, Ho KS, Glanzman R, Greenberg B, Hotchkin MT, Paganoni S, Cudkowicz ME; HEALEY ALS Platform Trial Study Group. CNM-Au8 in Amyotrophic Lateral Sclerosis: The HEALEY ALS Platform Trial. *JAMA*. 2025 Feb 17;333(13):1138-49. doi: 10.1001/jama.2024.27643. Epub ahead of print. PMID: 40067821; PMCID: PMC11833661.
12. Writing Committee for the HEALEY ALS Platform Trial; Shefner JM, Oskarsson B, Macklin EA, Chibnik LB, Quintana M, Saville BR, Detry MA, Vestrucci M, Marion J, McGlothlin A, Heiman-Patterson T, Chase M, Pothier L, Harkey BA, Yu H, Sherman AV, Hall M, Kittle G, Berry JD, Babu S, Andrews J, D'Agostino D, Tustison E, Scirocco E, Giacomelli E, Alameda G, Locatelli E, Ho D, Quick A, Ajroud-Driss S, Katz J, Heitzman D, Appel SH, Shroff S, Felice K, Maragakis NJ, Simmons Z, Miller TM, Olney N, Weiss MD, Goutman SA, Fernandes JA, Jawdat O, Owegi MA, Foster LA,

- Vu T, Ilieva H, Newman DS, Arcila-Londono X, **Jackson CE**, Ladha S, Caress JB, Swenson A, Peltier A, Lewis RA, Fee D, Elliott M, Bedlack R, Kasarskis EJ, Elman L, Rosenfeld J, Walk D, McIllduff C, Twydell P, Young E, Johnson K, Rezania K, Goyal NA, Cohen JA, Benatar M, Jones V, Shah J, Beydoun SR, Wymer JP, Zilliox L, Nayar S, Pattee GL, Martinez-Thompson J, Leitner ML, Chen K, Goldberg YP, Cohen Y, Geva M, Hayden MR, Paganoni S, Cudkowicz ME; HEALEY ALS Platform Trial Study Group. Pridopidine in Amyotrophic Lateral Sclerosis: The HEALEY ALS Platform Trial. *JAMA*. 2025 Feb 17;333(13):1128–37. doi: 10.1001/jama.2024.26429. Epub ahead of print. PMID: 40067755; PMCID: PMC11833658.
13. England JD, Tilton AC, **Jackson CE**. Neurology in the Twenty-First Century. *Ann Neurol*. 2025 Jul;98(1):1-3. doi: 10.1002/ana.27241. Epub 2025 Mar 22. PMID: 40119738.
  14. Wu G, Chen W, Wu J, Jain A, Myers J, Cordts I, Rampersaud E, Heckmann JM, Nel M, Granit V, Statland J, Swenson A, Ravits J, McMillan CT, Elman L, Caress J, Burns TM, Pioro EP, Trivedi J, Katz J, **Jackson C**, Maiser S, Walk D, So Y, McCauley JL, Baker MC, Taylor JP, Zuchner S, Rademakers R, van Blitterswijk M, Benatar M. Shared burden of ultra-rare genetic variants across a spectrum of motor neuron diseases. *Transl Neurodegener*. 2025 Oct 29;14(1):54. doi: 10.1186/s40035-025-00516-2. PMID: 41152957; PMCID: PMC12570777.
  15. Hromas G, **Jackson CE**, Cooper DB, Sullivan AC. Primary progressive aphasia and amyotrophic lateral sclerosis (PPA-ALS): A longitudinal case study. *Appl Neuropsychol Adult*. 2025 Nov-Dec;32(6):1819-1822. doi: 10.1080/23279095.2024.2302833. Epub 2024 Jan 19. PMID: 38241787.
  16. Mul K, Eichinger K, Hung M, Sansone VA, Gagnon C, Subramony S, Roxburgh RH, Hamel J, Statland JM, Elsheikh B, Turner C, Sampson J, Ragole T, Matthews E, Schoser B, Swenson A, Lavery C, Shieh P, Greene EP, Takahashi M, **Wicklund M**, Dekdebrun J, Raymond J, DeSpain E, Thornton CA, Johnson NE; Myotonic Dystrophy Clinical Research Network. Establishing biomarkers and clinical endpoints in myotonic dystrophy type 1 (END-DM1): Protocol of an international natural history study. *PLoS One*. 2025 Dec 11;20(12):e0331163. doi: 10.1371/journal.pone.0331163. PMID: 41379803; PMCID: PMC12697934.
  17. Straub V, Clause AR, Donkervoort S, Kang PB, Lavery CG, Niu Z, **Wicklund MP**, Bönnemann CG, Cooper ST, Díaz-Manera J, Johnson NE, Narayanaswami P, Vissing J, Walter MC, Craige C, Weihl CC. Expert Consensus on Genetic Diagnostic Approaches for Patients With Limb-Girdle Muscular Dystrophy. *Neurology*. 2025 Nov 25;105(10):e214291. doi: 10.1212/WNL.0000000000214291. Epub 2025 Oct 28. PMID: 41151001; PMCID: PMC12570070.
  18. **Wicklund MP**, Alfano LN, Johnson NE, Kang PB, Marks P, Mathews KD, Mendell JR, Rodino-Klapac L, Sproule D, Verdun N, Bryant K. Limb-Girdle Muscular Dystrophy Scientific Workshop: A Multistakeholder Discussion Focused on Charting the Path Forward for Drug Development. *Neurol Clin Pract*. 2025 Oct;15(5):e200496. doi: 10.1212/CPJ.0000000000200496. Epub 2025 Jul 30. PMID: 40756520; PMCID: PMC12314789.
  19. Hunn SM, Alfano LN, Jones A, Butler A, Lowes LP, **Iammarino MA**, Reash NF, Pietruszewski L, Sasidharan S, Currence M, Statland JM, Strahler T, Will R, Wicklund M, Dixon S, Augsburg R, Mozaffar T, Laubscher KM, Mockler SRH, Mathews KD, Stinson N, Leung DG, Stark MM, Horton RA, Kang PB, James MK, Clause A, Weihl CC, Johnson NE; GRASP-LGMD Consortium. Clinical Trial Readiness in Limb Girdle Muscular Dystrophy R1 (LGMDR1): A GRASP Consortium Study. *Ann Clin Transl Neurol*. 2025 Jun;12(6):1179-1186. doi: 10.1002/acn3.70049. Epub 2025 Apr 16. PMID: 40237364; PMCID: PMC12172116.

## Honors and Awards:

Mathew Wicklund, MD, was awarded Clinician of the Year by the Speak Foundation for his work in Limb-Girdle Muscular Dystrophy

Ratna Bhavaraju-Sanka, MD, received a Faculty Leadership Award from the Association of University Professors of Neurology

## Division Accomplishments/Highlights:

The team expanded with the recruitment of the following faculty members:

Megan Iammarino, PT, DPT

## Faculty Listing:

**Ratna Bhavaraju-Sanka, MD**  
Associate Professor/Clinical  
Chief, Neuromuscular Disorders  
Division  
John H. Doran, MD, Endowed  
Chair in Peripheral Neuropathy  
Jane Cheever Powell Distinguished  
Professorship in Neuromuscular  
Care

**Cassie Chan, MD**  
Assistant Professor/Clinical

**Carlayne Jackson, MD, FAAN**  
Professor of Neurology and  
Otolaryngology  
Chair of Neurology  
Edna Smith Dielmann  
Distinguished University Chair


**Lorelei Salazar, PA-C**  
Specialist

**Matthew Wicklund, MD, FAAN**  
Professor

**Megan Iammarino, PT, DPT**  
Assistant Professor/Clinical



# Neuro- psychology



## Overview:

The Division of Neuropsychology is dedicated to providing outstanding care to patients (and their families) who experience cognitive and behavioral changes related to medical illness, injury, neurologic conditions, and neuropsychiatric disorders. Our clinical neuropsychologists utilize expertise in brain-behavior relationships to aid with complex differential diagnosis of neurocognitive disorders and discovering how underlying conditions affect daily functioning and quality of life. The Division offers many pathways to engage in clinical research to further understand and treat cognitive problems, and we are committed to providing excellent training to future neuropsychologists and to medical students, residents, and fellows interested in a deeper understanding of neuropsychology.

## Clinical Activities:

We offer comprehensive neuropsychological assessments to help diagnose and quantify cognitive and emotional status and guide treatment planning. We participate in several novel, multi-disciplinary clinics designed to expedite the path from symptom onset to confirmed diagnosis, treatment, and access to clinical research for neurodegenerative diseases. Our assessment services range from focused examinations to extensive full-day evaluations depending on the referral question. Our intervention services include cognitive rehabilitation and cognitive-behavioral therapy for psychogenic nonepileptic seizures. Outpatient services are provided at the Center for Brain Health and inpatient services are provided at University Hospital.

## Educational Activities:

Faculty members are actively engaged in our two-year fellowship program in clinical neuropsychology and support undergraduate and graduate medical educational efforts in neurology and other specialties. Our team of experts frequently gives talks at local, national, and international conferences. We also offer educational talks and resources to our community through various outreach events.

## Research Activities:

Our faculty engage in a wide range of research activities as principal investigator (PI) and/or co-investigator (Co-I), including clinical trials and investigator-initiated projects (see Table below). In addition, faculty participate in a variety of projects that are associated with the South Texas Alzheimer’s Disease Research Center (ADRC) and/or the Neuropsychology Clinic research database. Faculty presented 17 posters at international and national conferences in 2025.

## Clinical Trials:

STUDY NAME	DESCRIPTION
<b>Alzheimer's Association Research Grant</b>	Assessing Technology Use in Activities of Daily Living
<b>Caring for Older Adults: The Biggs Care Ecosystem</b>	Addressing the unmet needs of persons with dementia and their caregivers
<b>DiverseVCID or INDEED</b>	The Clinical Significance of White Matter Lesions on MRI among Diverse Population with Cognitive Complaints
<b>National Institute of Neurological Disorders and Stroke</b>	Precursors of Stroke Incidence and Prognosis
<b>National Institute on Aging</b>	Cognitive Screening Made Easy for Primary Care Providers
<b>National Institute on Aging</b>	The South Texas Alzheimer’s Center Clinical Data Repository and Biobank
<b>National Institute on Aging</b>	Identifying ADRD intervention targets by characterizing neurobiological mechanisms of social isolation, loneliness, and social environment using novel imaging, molecular markers, and machine learning R01AG079282
<b>National Institute on Aging</b>	A Deep Learning Algorithm to Detect Signs of Cognitive Aging R56AG082698-01
<b>National Institute on Aging</b>	ARTFL LEFFTDS Longitudinal Frontotemporal Lobar Degeneration
<b>Neuropsych Outcomes</b>	Neuropsychological Outcomes in Medical Conditions

STUDY NAME	DESCRIPTION
<b>Reaching the Underserved: Increasing Access to Neuropsychological Services with a Screen and Triage Model</b>	Testing the utility of a creative practice model focused on screening and triage to improve access to and timeliness of care for older adults referred for evaluation of mild cognitive impairment or dementia
<b>Tele-Stella</b>	Using Technology to Support Care Partners for Persons with Alzheimer's Disease

## Publications:

- Davis** J. J. (2025). Within-Person Score Distribution Measures as Performance Validity Indicators in Service Members and Veterans with and without History of Mild Traumatic Brain Injury. *Archives of Clinical Neuropsychology*. Advance online publication. <https://doi.org/10.1093/arclin/afaf109>
- Davis**, J. J., & Millis, S. R. (2025). Derivation of embedded symptom validity indicators for the Brief Symptom Inventory-18. *The Clinical Neuropsychologist*. Advance online publication. <https://doi.org/10.1080/13854046.2025.2555587>
- Davis** JJ, Sivaramakrishnan A, Rolin S, & Subramanian S. (2025). Intra-individual variability in cognitive performance predicts functional decline in Parkinson's disease. *Applied Neuropsychology: Adult*, 32(1), 125-132. <https://doi.org/10.1080/23279095.2022.2157276>
- Fernandez, D. A., Scott, B. M., Kheradbin, N., Guadagno, L., Gade, S., Schmitz, S., Keller, J. N., & **Hilsabeck**, R. C. (2025). Validation of a Web-Based Digit Symbol Substitution Task for Detection of Mild Cognitive Impairment in Older Adults. *Archives of Clinical Neuropsychology*, acaf099. Advance online publication. <https://doi-org.libproxy.uthscsa.edu/10.1093/arclin/afaf099>
- González, D. A., Zuniga, C., Tufty, L. M., **Hilsabeck**, R. C., & Benge, J. F. (2025). Linking traditional and technological activities of daily living: Building modern, adaptable measures of daily functioning. *Journal of the International Neuropsychological Society : JINS*, 1–10. Advance online publication. <https://doi-org.libproxy.uthscsa.edu/10.1017/S135561772510163X>
- Gonzales, M. M., Fernandez, R., Kremen, S., Tan, Z. S., **Werry**, A. E., Jian, X., Hart, J., Royall, D., Maestre, G., Espinoza, S., Seshadri, S., Gelfond, J., & Wang, C. P. (2025). Predictors of Bi-directional Transitions From Mild Cognitive Impairment in a Diverse Cohort. *The journals of gerontology. Series A, Biological sciences and medical sciences*, 80(7), glaf041. <https://doi-org.libproxy.uthscsa.edu/10.1093/gerona/glaf041>
- Hilsabeck** RC, Keller JN, Henry ML, Li JJ, Pugalenti L, Toprac P, Chang P, Chang J, Schmitz S, Largent A, Foil H, Brouillette R, Lester-Smith RA, Rathouz PJ. (2025). Development and classification accuracy of an automated cognitive screening tool combining working memory and connected speech tasks for early detection of cognitive impairment in primary care. *Alzheimers Dement (N Y)*. Aug 18;11(3):e70145. doi: 10.1002/trc2.70145. PMID: 40832474; PMCID: PMC12358941
- Hromas** G, Rolin S, & **Davis JJ**. (2025). Racial differences in positive findings on embedded performance validity tests. *Applied Neuropsychology: Adult*, 32(1), 28-36. <https://doi.org/10.1080/23279095.2022.2146504>
- Hromas**, G., Novoa, M., & **Davis**, J. (2025). Objective Versus Subjective Cognitive Status Following Mild Traumatic Brain Injury: The Role of Psychological Factors. *The Journal of Head Trauma Rehabilitation*, 10.1097/HTR.0000000000001075. Advance online publication. <https://doi-org.libproxy.uthscsa.edu/10.1097/HTR.0000000000001075>
- Kanser, R. J., Rohling, M. L., & **Davis**, J. J. (2025).

Determining whether false positive rates increase with performance validity test battery expansion. *The Clinical Neuropsychologist*, 39(6), 1546–1558. <https://doi.org/10.1080/13854046.2024.2416543>

11. Karkar, K. M., Koneru, S., **Werry-McFarlin, A.**, Karkar, M. C., Wiedner, C. D., Himali, J. J., Papanastassiou, A., & Szabo, C. A. (2025). High-Gain Analysis of Postictal sEEG Suppression Identifies Otherwise Invisible Multifrequency Activity, Including Persisting Ictal Discharges. *Journal of Clinical Neurophysiology*, 10.1097/WNP.0000000000001221. Advance online publication. <https://doi-org.libproxy.uthscsa.edu/10.1097/WNP.0000000000001221>
12. Lioutas, V. A., Peloso, G., Romero, J. R., Aparicio, H., Gonzales, M., **Werry, A.**, Himali, D., Himali, J., Banerjee, A., Gosh, S., Ramachandran, V. S., Beiser, A., & Seshadri, S. (2025). Long-Term Incidence of Dementia Following Transient Ischemic Attack: A Longitudinal Cohort Study. *Journal of the American Heart Association*, 14(14), e037817. <https://doi-org.libproxy.uthscsa.edu/10.1161/JAHA.124.037817>
13. LoBue, C., Bickart, K., Bieniek, K.F., Brett, B.L., Cabrera, H., Chiang, H-S., De Los Santos, Y., Gonzales, M.M., Hart, J., Hernandez, R.S., **Hromas, G.**, Peters, M.E., Salter, A., Schaffert, J., Thakkar, V.J., White, C.L., Cullum, C.M. (2025). Cognitive impairment and dementia-related diagnoses in chronic traumatic encephalopathy: a systematic review and meta-analysis. *Neurology*, 105:e213934. DOI: 10.1212/WNL.00000000000213934
14. Logue E, **Hilsabeck RC.** (2025). Autoimmune disorders. In: Sullivan-Baca E, Ellison RL, editors. *Neuropsychology of Women*. New York: Springer.
15. McGrath, E. R., Scott, M. R., Buckley, R. F., Satizabal, C. L., Werry, A. E., DeCarli, C. S., Ghosh, S., Vasani, R. S., Bhasin, S., Murabito, J. M., Beiser, A. S., & Seshadri, S. (2025). The association between reproductive factors and neurocognitive and neuroimaging markers of brain aging. *Journal of Alzheimer's Disease*, 107(4), 1594–1604. <https://doi-org.libproxy.uthscsa.edu/10.1177/13872877251372430>.
16. Rohling ML, Larrabee GJ, & **Davis JJ.** (2025). Collinearity, tetrachoric correlation, and criterion group assignment of examinees failing only one performance validity test (PVT): Testing Leonhard's (2023) PVT critique. *The Clinical Neuropsychologist*, 1-17. Advance online publication. <https://doi.org/10.1080/13854046.2025.2508472>
17. Rolin SN, & **Davis JJ.** (2025). Single-Item Screening for Depression in Adults (50+) with History of Traumatic Brain Injury. *Archives of Clinical Neuropsychology*. Advance online publication. <https://doi.org/10.1093/arclin/acaf023>
18. Rolin SN, Chavez AA, & **Davis JJ.** (2025). Reconsidering cognitive outcome one year after mild traumatic brain injury: Secondary analysis of TRACK-TBI data. *The Clinical Neuropsychologist*, 1-16. Advance online publication. <https://doi.org/10.1080/13854046.2025.2530198>
19. **Santiago-Mejias, S., Hromas, G.,** LaRoche, A., Gonzalez, D. A., **Hilsabeck, R. C.,** Rascovsky, K., Mejia Arango, S., **Werry, A.,** Del Bosque, J., Seidl, A., Garcia, R., Salinas Valdez, M., Velarde, A., Zapata, J., Gates, S., Hernandez, P., Toranzo, J., Uscamayta Ayvar, M., Garcia Cisneros, D., Young, V., Trevino, H., Seshadri, S., & **Sullivan, A. C.** (2025). Addressing Language Challenges in Bilingual Neuropsychological Assessments at the South Texas Alzheimer's Disease Research Center (ADRC). *Alzheimer's & Dementia* 21 (10), e70800
20. **Santiago-Mejias, S.,** Land, M., Haneef, Z., & Stinson, J. M. (2025). Responsive neurostimulation in Epilepsy: Effects on mood and quality of life. *Epilepsy & Behavior: E&B*, 167, 110406. <https://doi.org/10.1016/j.yebeh.2025.110406>
21. **Santiago-Mejias, S.,** Rhodes, S. L., Epps, F. R., Hilsabeck, R. C., Garza, N., Seshadri, S., & Patel, N. K. (2025). Empowering community health workers in dementia care in South Texas. *Journal of Alzheimer's disease : JAD*, 108(2), 546–551. <https://doi-org.libproxy.uthscsa.edu/10.1177/13872877251378463>

## Honors and Awards:

Stephanie Santiago-Mejias, PhD and Amy Werry, Psy, ABPP were awarded KL2 grants from the NIH-funded South Texas ADRC.

Stephanie Santiago-Mejias, PhD and Amy Werry, Psy, ABPP were awarded pilot grants from the NIH-funded Center for AD/ADRD Population and Aging Social Studies (CAPAS).

Amy Werry, PsyD, ABPP and Johanna Messery, PsyD, ABPP were awarded the Early Career Pilot Grant from the Department of Neurology at UTHSA entitled, "The impact of neuropsychological intervention services on healthcare, financial, and functional outcomes in functional neurological disorder."

## Division Accomplishments/Highlights:

- ▶ Brittany Cerbone, PhD, completed board certification in clinical neuropsychology through the American Board of Professional Psychology.
- ▶ Robin Hilsabeck, PhD, was invited to be a panel member for a CE workshop at the annual conference of the National Academy of Neuropsychology.
- ▶ Samantha Roop, PsyD, our Neuropsychology Fellowship program's third fellow, completed her 2 years of training and accepted a position at Neurobehavioral Institute of Austin in Austin, Texas.
- ▶ Cordaris Butler, PhD, joined us from the University of Kansas as our fifth neuropsychology postdoctoral fellow

## Faculty Listing:

**Robin Hilsabeck**, PhD, ABPP  
Professor  
Chief, Division of Neuropsychology

**Brittany Cerbone**, PhD, ABPP  
Assistant Professor/Clinical

**Jeremy Davis**, PsyD, ABPP  
Professor/Clinical

**Gabrielle Hromas**, PhD  
Assistant Professor

**Johanna Messerly**, PsyD, ABPP  
Assistant Professor/Clinical


**Stephanie Santiago-Mejias**, PhD  
Assistant Professor/Clinical

**A. Campbell Sullivan**, PsyD, ABPP  
Associate Professor/Clinical

**Amy Werry**, PsyD, ABPP  
Assistant Professor



# Vascular Neurology



## Overview:

The Division of Vascular Neurology faculty treats ischemic and hemorrhagic strokes as part of the only Joint Commission-accredited Comprehensive Stroke Center in San Antonio. We provide outpatient stroke care at the Center for Brain Health and University Hospital. In addition to teaching medical students and neurology residents, the Division also offers fellowship training in vascular neurology through an ACGME-accredited fellowship and a CAST-accredited central nervous system endovascular fellowship jointly run by the Neurosurgery and Neurology departments. All faculty are actively involved in research clinical trials and several state and national consortiums.

## Clinical Activities:

Our division has a full scope of clinical resources to provide each patient with individualized personal care. Working with a multidisciplinary team of providers, including neurointensivists, neurosurgeons, neuropsychologists, psychiatrists, occupational therapists, physical therapists and speech-language pathologists, allows us to provide the best care to patients. Our team provides in-hospital acute stroke therapies, including intravenous thrombolysis and mechanical thrombectomy. Secondary stroke prevention care and post-stroke disability treatments, including botulinum toxin injections for spasticity, are provided at our outpatient clinics.

We have been regional leaders in the transition to Tenecteplase as the thrombolytic of choice for acute stroke treatment. Additionally, our endovascular services include a state-of-the-art biplane neuro-angiography suite at University Hospital. Finally, our interdepartmental collaborations with the Glenn Biggs Institute for Alzheimer’s & Neurodegenerative Diseases and UT Health San Antonio Department of Rehabilitation Medicine ensure optimal stroke recovery that includes both mind and body.

## Educational Activities:

We offer a one-year Accreditation Council for Graduate Medical Education (ACGME) accredited vascular neurology fellowship and have two positions per year. The fellowship offers subspecialty electives that include endovascular neurosurgery, neurocritical care, neuroradiology, spasticity clinic, and cerebrovascular research. The inpatient rotations are at the University Hospital Comprehensive Stroke Center and the outpatient clinics are at the Center for Brain Health and University Hospital. Our graduates have

accepted a wide variety of positions including neuro-interventional fellowships, academic faculty, stroke directorships and neuro-hospitalists. Additionally, we offer a Committee on Advanced Subspecialty Training (CAST) certified CNS Endovascular fellowship that is a one- or two-year program depending on the trainees prior clinical training pathway.

## Research Activities:

The Division of Vascular Neurology is a leader in stroke research that includes funded trials from private industry, the State of Texas Lone Star Stroke Consortium, and federal National Institutes of Health (NIH) StrokeNet. Our comprehensive stroke research focuses on acute stroke treatment with Tenecteplase, secondary stroke prevention with antithrombotics and statins, as well as rehabilitation and recovery for determinants of functional and cognitive outcomes. The research team includes two dedicated stroke research nurses, a regulatory affairs analyst, and a neuroscience research operations director.

## Clinical Trials

STUDY NAME	DESCRIPTION
<b>ASPIRE</b>	ICH survivors with AF to apixaban or aspirin
<b>CAPTIVA</b>	Comparison of Anti-coagulation and anti-Platelet Therapies for Intracranial Vascular Atherostenosis
<b>CLARITY</b>	CLARITY Trial: Cilostazol for Prevention of Recurrent Stroke Trial
<b>DISCOVERY</b>	Determinants of Incident Stroke Cognitive Outcomes and Vascular Effects on Recovery
<b>IT'S TIME</b>	Implementation of Telerehabilitation for Stroke Patients in Texas: IT'S Time
<b>LESTER</b>	Lone Star Stroke Consortium TeleStroke Registry
<b>MATCH</b>	MATRIX Enabled AI/ML Concierge for Healthcare. DICB Phase 2.
<b>M-POWER</b>	Provided AI/ML Open-Source Resource Center for Behavioral Health EmpoWERment, PHASE 2

STUDY NAME	DESCRIPTION
<b>NASCARE-3</b>	An Implementation Science Network to Analyze and Improve Stroke-Care Door-Out Metrics- NASCARE-3
<b>OCEANIC BAY243-3334</b>	A multicenter, randomized, placebo controlled, double-blind, parallel group and event driven Phase 3 study of the oral FXIIa inhibitor asundexian for the secondary prevention of ischemic stroke in adult patients with an acute non-cardioembolic ischemic stroke or high-risk TIA (OCEANIC-Stroke).
<b>REASSESS ICH</b>	The REpeated ASSEssment of SurvivorS in ICH
<b>REVIVE</b>	A Phase 3, multinational, multicenter, randomized, double-blind, placebo-controlled, parallel-group study of S-005151 in participants diagnosed with acute ischemic stroke aged >18 years
<b>SATURN</b>	Statins use in intracerebral hemorrhage patients
<b>START</b>	Optimal Delay Time to Initiate Anticoagulation after Ischemic Stroke in Atrial Fibrillation (START)
<b>Tenecteplase (tNK) Utilization in South Texas</b>	Better access to tNK as a stroke thrombolytic in South Texas
<b>TNK pilot</b>	Multicenter Registry of Intravenous Thrombolytics in the Treatment of Acute Ischemic Stroke
<b>VAST</b>	eVALuation of post Stroke Telehealth Services in Texas (VAST)
<b>Wingspan</b>	Stryker HDE Wingspan Stent System and Gateway PTA Balloon Catheter

## Publications:

1. Davies JM, Taqi MA, Coon AL, Lin LM, Bohnstedt B, Mascitelli J, Levy EI, Siddiqui A, **Birnbaum L**, Rodriguez P, Noufal M, Tausky P, Kilburg C, Gooch MR, Puri AS, Diaz O, Fifi JT, Majidi S, Yoo AJ, Soomro J, Bhuvu P, Taylor RA, Oni-Orisan AO, Chen M, Sauvageau E, Cordina SM, Sugg RM, Singh J, Goren O, Liebeskind DS, Hanel RA. Comaneci-assisted embolization of wide-necked aneurysms: results from the SUCCESS postmarket US study. *J Neurointerv Surg*. 2025 Nov 19;jnis-2025-024136. doi: 10.1136/jnis-2025-024136. PMID: 41260918.
2. Lafuente M, Luo A, Gaub M, Webb M, Al-Saiegh F, **Birnbaum L**, Mascitelli J. History Repeats: Lessons from Large Vessel Occlusion and the Path Forward for Medium Vessel Occlusion. *World Neurosurg*. 2025 Oct 15;205:124582. doi: 10.1016/j.wneu.2025.124582. PMID: 41232341.
3. Webb M, Luo A, Naratadam GT, Gaub MB, Al Saiegh F, **Birnbaum LA**, Mascitelli JR. Middle meningeal artery embolization with SwiftPAC coils for the treatment of chronic subdural hematomas. *Interv Neuroradiol*. 2025 Aug 28;15910199251370824. doi: 10.1177/15910199251370824. Epub ahead of print. Erratum in: *Interv Neuroradiol*. 2025 Oct 22;15910199251390635. doi: 10.1177/15910199251390635. PMID: 40874651; PMCID: PMC12394208.

4. Ares W, Tonetti D, Koneru M, Dalkilic A, Salah W, Brinjikji W, Rajjoub K, Raz E, Khawaja A, Southwood C, Dalyai R, **Birnbaum L**, Chowdhry S, Do H, Joyce E, Calnan D, Malek A, Grandhi R. Macrowire-only direct aspiration first-pass technique for endovascular mechanical thrombectomy: Multicenter technical series using the 0.035" aristotle Colossus wire. *Interv Neuroradiol*. 2025 May 22;15910199251343117. doi: 10.1177/15910199251343117. PMID: 40400317; PMCID: PMC12098323.
5. Espinosa J, Murtha G, Tavakoli S, **Birnbaum LA**, Mascitelli J, Saiegh FA. Ruptured distal middle cerebral artery aneurysm in a pediatric patient: illustrative case. *J Neurosurg Case Lessons*. 2025 May 19;9(20):CASE24373. doi: 10.3171/CASE24373. PMID: 40388888; PMCID: PMC12087364.
6. Warach SJ, Davis LA, Lawrence P, Gajewski B, Wick J, Shi F, Shang TT, Olson DM, Prasad S, **Birnbaum L**, Richardson JM, Savitz SI, Goldberg MP, Cruz-Flores S, Alba I, Anderson J, Kimmel B, Venkatasubba Rao CP, King B, Dula AN, Milling TJ. Optimal Delay Time to Initiate Anticoagulation After Ischemic Stroke in Atrial Fibrillation: A Pragmatic, Response-Adaptive Randomized Clinical Trial. *JAMA Neurol*. 2025 May 1;82(5):470-476. doi: 10.1001/jamaneurol.2025.0285. PMID: 40163159; PMCID: PMC11959473.
7. Luo A, Mascitelli J, **Birnbaum L**, Chalouhi N, Al Saiegh F. Y-stent-assisted coiling for large wide-neck dysplastic middle cerebral artery bifurcation aneurysm: An update to procedural technique. *Surg Neurol Int*. 2025 Feb 28;16:71. doi: 10.25259/SNI\_877\_2024. PMID: 40041045; PMCID: PMC11878741.
8. Rodriguez N, Prasad S, Olson DM, **Bandela S**, Brown GG, Kwon Y, Gebreyohanns M, Jones EM, Ifejika NL, Stone S, Anderson JA, Savitz SI, Cruz-Flores S, Warach SJ, **Goldberg MP**, **Birnbaum LA**. Corrigendum to "Door-to-Needle Time Trends After Transition to Tenecteplase: A Multicenter Texas Stroke Registry" [Journal of Stroke and Cerebrovascular Diseases 33 (2024) 107774]. *J Stroke Cerebrovasc Dis*. 2025 Apr;34(4):108250. doi: 10.1016/j.jstrokecerebrovasdis.2025.108250. Epub 2025 Jan 30. Erratum for: *J Stroke Cerebrovasc Dis*. 2024 Aug;33(8):107774. doi: 10.1016/j.jstrokecerebrovasdis.2024.107774. PMID: 39884950.
9. Russell K, Johnson WC, Al Saiegh F, **Birnbaum L**, Coon A, Mascitelli J. Management of a Twisted Flow Diverting Stent With a Balloon Mounted Cardiac Stent in a Pediatric Aneurysm: A Technical Report. *Oper Neurosurg*. 2025 Mar 1;28(3):432-437. doi: 10.1227/ons.0000000000001294. Epub 2024 Jul 31. PMID: 39082795.
10. **Bandela S**, McPherson L, Harvey RL, Awosika O, Aggarwal D, Liu CY, Raghavan P, **Goldberg MP**; American Heart Association Stroke Council; Council on Cardiovascular and Stroke Nursing; Council on Basic Cardiovascular Sciences; Council on Lifestyle and Cardiometabolic Health. Early Recognition and Intervention for Poststroke Spasticity: A Scientific Statement From the American Heart Association. *Stroke*. 2026 Jan 29. doi: 10.1161/STR.0000000000000515. Epub ahead of print. PMID: 41608795.
11. Stevens EA, Suchting R, Anderson JA, Kimmel B, Ovalle A, Walder A, Venkatasubba Rao CP, Muraly N, Da Silva CP, Sosa A, Seals Richard A, Cruz-Flores S, **Goldberg MP**, Olson D, Zapata A, Russell ME, Savitz SI. Feasibility of Intensive Multidisciplinary Telerehabilitation Combined with Health Coaching for Underserved Stroke Survivors: A Pilot Study. *Telemed Rep*. 2025 Oct 3;6(1):329-340. doi: 10.1177/26924366251383807. PMID: 41143119; PMCID: PMC12549167.
12. Horwitz LI, Becker JH, Huang W, Akintonwa T, Hornig-Rohan MM, Maranga G, Adams DR, Albers MW, Ayache M, Berry J, Brim H, Bryan TW, Charney AW, Clark RA, Cortez MM, D'Anza B, Davis H, Donohue SE, Erdmann N, Flaherman V, Fong TG, Frontera JA, **Goldberg MP**, Goldman JD, Harkins MS, Hodder SL, Jacoby VL, Jagannathan P, Jia X, Kelly JD, Krishnan JA, Kumar A, Laiyemo AO, Levitan EB, Martin JN, McCaffrey KM, McComsey GA, Metz TD, Murthy G, Nguyen H, Okumura M, Parry S, Parthasarathy S, Patterson TF, Peluso MJ, Sorochinsky C, Walker T, Wiegand SL, Wiley Z, Wisnivesky J, Ashktorab H, Foulkes A, Lee-Iannotti JK; Researching COVID to Enhance Recovery Consortium. Olfactory Dysfunction After SARS-CoV-2 Infection in the RECOVER Adult Cohort. *JAMA Netw Open*. 2025 Sep 2;8(9):e2533815. doi: 10.1001/jamanetworkopen.2025.33815. PMID: 40996759; PMCID: PMC12464792.
13. Poinatte K, Kenwood M, Betz D, Nawaby A, Ajay AD, Xu W, Plautz EJ, Kong X, Meeks JP,

Ramirez DMO, **Goldberg MP**. SpinalTRAQ: A Novel Pipeline for Volumetric Cervical Spinal Cord Analysis Identifies the Corticospinal Tract Synaptic Projectome in Healthy and Post-stroke Mice. *eNeuro*. 2025 Sep 23;12(9):ENEURO.0276-25.2025. doi: 10.1523/ENEURO.0276-25.2025. PMID: 40897541; PMCID: PMC12456858.

14. Feldman CH, Santacroce L, Bassett IV, Thaweethai T, Alicic R, Atchley-Challenger R, Chung A, **Goldberg MP**, Horowitz CR, Jacobson KB, Kelly JD, Knight S, Lutrick K, Mudumbi P, Parthasarathy S, Prendergast H, Quintana Y, Sharareh N, Shellito J, Sherif ZA, Taylor BD, Taylor E, Tsevat J, Wiley Z, Williams NJ, Yee L, Aponte-Soto L, Baissary J, Berry J, Charney AW, Costantine MM, Duven AM, Erdmann N, Ernst KC, Feuerriegel EM, Flaherman VJ, Go M, Hawkins K, Jacoby V, John J, Kelly S, Kindred E, Laiyemo A, Levitan EB, Levy BD, Logue JK, Marathe JG, Martin JN, McComsey GA, Metz TD, Minor T, Montgomery AP, Mullington JM, Ofotokun I, Okumura MJ, Peluso MJ, Pogreba-Brown K, Raissy H, Rosas JM, Singh U, VanWagoner T, Clark CR, Karlson EW. *Social*

Determinants of Health and Risk for Long COVID in the U.S. RECOVER-Adult Cohort. *Ann Intern Med*. 2025 Sep;178(9):1287-1297. doi: 10.7326/ANNALS-24-01971. Epub 2025 Jul 29. PMID: 40720834; PMCID: PMC12352746.

15. Kaiser J, Patel P, Fedde S, Lammers A, Kenwood MR, Iqbal A, **Goldberg M**, Sahni V. Developmental molecular signatures define de novo cortico-brainstem circuit for skilled forelimb movement. *Res Sq [Preprint]*. 2025 Mar 26;rs.3.rs-6150344. doi: 10.21203/rs.3.rs-6150344/v1. PMID: 40196004; PMCID: PMC11975033.
16. Torres VO, Turchan-Cholewo J, Colson MK, Yanev P, Britsch DRS, Cotter KM, McAtee AM, Ujas TA, Mercurio D, Kong X, Plautz EJ, Joshi CR, Matsui TK, Mori E, Cajigas-Hernandez A, Zuurbier K, Estus S, **Goldberg MP**, Monson NL, Stowe AM. B cells upregulate NMDARs, respond to extracellular glutamate, and express mature BDNF to protect the brain from ischemic injury. *Neurobiol Dis*. 2025 Apr;207:106819. doi: 10.1016/j.nbd.2025.106819. Epub 2025 Feb 1. PMID: 39900302; PMCID: PMC11948303.

## Division Accomplishments/Highlights:

In collaboration with University Health System, the Inaugural Stroke Symposium for neurologists, emergency medicine professionals, and nurses was held in October 2025

## Faculty Listing:

**Lee Birnbaum, MD, MS**  
Professor/Clinical  
Ross J. Sibert Research Fund Distinguished Chair  
Chief, Division of Vascular Neurology  
CNS Endovascular Fellowship Co-Director

**Sujani Bandela, MD**  
Assistant Professor/Clinical  
Vascular Neurology Fellowship Director

**Reza Behrouz, MD**  
Professor/Clinical  
Vascular Neurology Research Director

**Mark P. Goldberg, MD, PhD**  
Professor  
Edward B. Lewinn MD Memorial Chair

**Andrew Slusher, MD**  
Assistant Professor/Clinical  
Associate Program Director, Neurology Residency

**Richard Williamson, PA-C**  
Specialist



