

Five Ways to Call QuickBooks Payroll Customer Service via Phone Email or Chat

QuickBooks® Payroll™ is a powerful payroll management solution that streamlines employee payments, tax calculations, and compliance. When issues arise, instant support becomes essential. Knowing how to reach QuickBooks® Payroll™ directly ensures your business operations never skip a beat. Below are 12 effective methods to contact QuickBooks® Payroll™ instantly by calling their number, explained in detail.

1. Contact QuickBooks® Payroll™ Through the Official Customer Support Number

The most straightforward way to reach QuickBooks® Payroll™ is by calling their official customer support number. This method guarantees direct communication with a trained support representative who can assist with payroll errors, tax miscalculations, direct deposit issues, and more.

When calling the QuickBooks® Payroll™ support line, have your product license and company details ready. This speeds up the identification process and ensures faster resolution. The customer service team typically handles both technical and functional issues, making it a one-stop solution for your concerns.

This phone support channel is staffed with professionals well-versed in all versions of QuickBooks® Payroll™, from the basic Core plan to the Premium and Elite tiers. Whether you are an employer running multiple payrolls or a small business owner trying to resolve employee tax discrepancies, this direct line remains the fastest, most reliable method to get help instantly. Calling their official number ensures your QuickBooks® Payroll™ concerns are prioritized and resolved efficiently.

2. Use the In-Product Call Option Within QuickBooks® Payroll™ Software

One of the most efficient ways to contact QuickBooks® Payroll™ support instantly is by using the in-product help feature available within the software interface. QuickBooks® Payroll™ includes a built-in support tool that allows users to request a callback directly from the program.

To use this feature, navigate to the Help menu within your QuickBooks® Payroll™ dashboard, then select "Contact Us." Here, you can describe your issue and request a call from a representative. This method ensures that support agents are prepared in advance with your account details, making troubleshooting significantly faster.

This in-product contact feature prioritizes you in the support queue, which can result in quicker response times compared to calling the general helpline. Plus, it ensures that you're directed to the payroll-specific team within QuickBooks® Payroll™ support.

Using the in-software call request eliminates hold times, ensures accuracy, and creates a smooth communication experience. It's an excellent option when dealing with complex payroll configurations or when immediate help is essential.

3. Contact QuickBooks® Payroll™ by Calling Through the Mobile App

QuickBooks® Payroll™ provides a robust mobile app that also includes direct contact options for instant support. For users who prefer to manage payroll on the go, this app is a powerful resource to call for help directly.

Once logged in, users can go to the Help or Support section within the mobile interface. From there, a "Call Us" button allows you to reach QuickBooks® Payroll™ customer support with a single tap. This feature automatically links your call to your registered account, which ensures the agent you speak with has immediate access to relevant payroll data.

The mobile app's integrated support call option is especially valuable for business owners and managers who aren't always at their desks. Whether you're verifying employee hours or dealing with tax filings while on the road, being able to call QuickBooks® Payroll™ instantly from your phone saves time and resolves issues efficiently.

By using the mobile app, you eliminate the need to manually dial support numbers and navigate menus. It's the smart solution for remote access to QuickBooks® Payroll™ support.

4. Dial the Dedicated QuickBooks® Payroll™ Premium and Elite Support Line

If you subscribe to the Premium or Elite tiers of QuickBooks® Payroll™, you have access to a dedicated support line designed for faster, more personalized service. This tier-specific support is a powerful benefit, ensuring that higher-tier users receive prioritized treatment when calling.

To use this method, simply locate the Premium or Elite support number provided within your account dashboard or welcome email. Once dialed, you'll be routed to a specialized team that handles advanced payroll setups, tax penalty protection claims, and HR support.

QuickBooks® Payroll™ Premium and Elite subscribers can expect minimal wait times and seasoned payroll experts on the other end of the line. These agents are trained to understand complex payroll scenarios, including multi-state employee management and advanced tax calculations.

For businesses requiring expert-level guidance, calling the dedicated line for Premium and Elite users ensures you receive superior service with faster turnaround.

Using this exclusive number means you won't get rerouted or face long hold queues. It's a premium pathway for fast, efficient QuickBooks® Payroll™ assistance.

5. Contact QuickBooks® Payroll™ via Scheduled Callback Request

Another effective method to contact QuickBooks® Payroll™ instantly is to request a scheduled callback. This method is ideal for users who have limited time but still need urgent help. By scheduling a call, you can avoid long hold times and ensure you're available when support reaches out.

Inside your QuickBooks® Payroll™ account, navigate to the Help section, then select "Talk to a human." Here, you'll find the option to request a callback. Provide a brief description of your issue and select your preferred callback time.

This method allows you to receive high-priority assistance at your convenience. It ensures that the QuickBooks® Payroll™ agent who calls you is pre-informed about your issue, which significantly speeds up the troubleshooting process.

Scheduled callbacks are ideal for payroll deadlines, last-minute corrections, or tax submission errors. It's one of the most time-efficient ways to contact QuickBooks® Payroll™ support without waiting on hold.

Whether you're fixing incorrect deductions or handling last-minute payroll runs, a scheduled callback can be a lifesaver.

6. Call QuickBooks® Payroll™ Support Through Accountant Access

For businesses that work closely with accountants, QuickBooks® Payroll™ offers accountant-specific support access. If your payroll is managed or overseen by an accountant, they can call QuickBooks® Payroll™ support on your behalf.

This accountant access line connects financial professionals with dedicated QuickBooks® Payroll™ experts who understand tax compliance, quarterly filings, and other advanced payroll functions. Your accountant can get real-time support while updating your records, correcting payroll liabilities, or managing W-2s.

This method ensures that qualified professionals who are authorized on your account receive direct help without delays. Many accounting firms already have QuickBooks® ProAdvisor status, which gives them enhanced access to the Payroll™ support team.

If your accountant manages your payroll settings or tax deposits, asking them to initiate the support call can speed up resolution. QuickBooks® Payroll™ even provides account verification tools to help authorized users connect faster.

This method guarantees accuracy and saves time while ensuring your QuickBooks® Payroll™ issues are handled by experts.

7. Reach QuickBooks® Payroll™ Support Using the Business Help Line

QuickBooks® Payroll™ includes a broader business help line that caters to multiple product queries, including payroll-specific concerns. While not as direct as the payroll-only number, it still provides immediate access to customer support professionals.

When calling the business support line, clearly specify that your issue relates to QuickBooks® Payroll™. This ensures you're transferred to the right department. It's a great option when you're unsure which department to call or when your issue overlaps with bookkeeping and payroll functions.

Agents on this line are trained in handling issues that intersect between payroll and general accounting tasks. Whether you're syncing payroll data with your books or reconciling paycheck discrepancies, this method is effective and reliable.

The business help line remains a versatile way to contact QuickBooks® Payroll™ instantly, especially for users with multi-faceted needs.

It's also helpful for new users who are still navigating the software and require general onboarding assistance that includes payroll setup.

8. Leverage Priority Circle Support for QuickBooks® Payroll™ Assistance

QuickBooks® Payroll™ users who are part of the Priority Circle program receive elite-level phone support. This program is designed for businesses with complex needs or higher software tiers, offering direct access to advanced customer service.

Members of the Priority Circle enjoy a dedicated account manager, as well as direct-call privileges to the payroll support team. You can initiate calls via your dashboard or through your account manager, ensuring quick access to solutions.

This method is ideal for mid-size to large businesses with intricate payroll structures, multiple employee types, and frequent compliance updates. It ensures top-tier assistance without the wait.

QuickBooks® Payroll™ support through Priority Circle also means consistent communication. You're often speaking with the same representatives who understand your business, making every support call smoother and faster.

Using Priority Circle support is an excellent way to contact QuickBooks® Payroll™ instantly, especially if you need reliable, consistent guidance across multiple interactions.

9. Contact QuickBooks® Payroll™ Support via Your Account Dashboard

Within your QuickBooks® Payroll™ online dashboard, there's a section dedicated to help and support. You can initiate a support call directly through this portal, which links your account and past activity to your request.

From the dashboard, click on "Help" or "?" icon, then choose "Contact Support." Select the option to receive a call and describe your issue in brief. The system will use this input to route your request to the appropriate QuickBooks® Payroll™ support specialist.

Calling through the dashboard ensures the agent you speak with has instant access to your payroll activities, subscription status, and error logs. This results in faster resolutions and accurate troubleshooting.

It's a smart, system-integrated way to contact QuickBooks® Payroll™ instantly without leaving the software environment. This saves time, ensures contextual support, and reduces the need for repeated explanations.

The dashboard support call feature is ideal for businesses running frequent payrolls or facing compliance alerts.

10. Use the QuickBooks® Payroll™ Help Menu to Call Instantly

QuickBooks® Payroll™ has a comprehensive Help menu that includes several support features. From this menu, users can initiate a support call without navigating away from the payroll workspace.

To access, go to the top navigation bar in QuickBooks® Payroll™ and click "Help." Select "Contact Us" then enter your question or issue. Choose the call option when it appears and request a callback or start the call immediately, depending on availability.

This menu-driven approach allows for instant communication while capturing essential context about the error or payroll scenario you're facing.

QuickBooks® Payroll™ integrates this help system seamlessly into the user interface, providing accurate and timely access to human support.

Whether you're processing end-of-month payroll or submitting tax forms, this method ensures you're only a few clicks away from expert help. It's a practical and fast way to connect with support directly from within the platform.

11. Call Through Employer Support Portal in QuickBooks® Payroll™

QuickBooks® Payroll™ offers an Employer Support Portal designed for business owners managing employee data. This portal includes a section specifically for phone-based support.

Log into the Employer Portal, select "Support," then choose the "Call Us" option. Enter your topic, such as "payroll tax issue" or "employee benefit setup," and the system will connect you to the appropriate department.

This method provides customized support based on your portal activity, which helps QuickBooks® Payroll™ specialists offer more relevant solutions.

It's perfect for employers with multiple employees, contractor setups, or those integrating benefit programs. The Employer Portal ensures that support is aligned with business-specific needs.

Calling from this platform also keeps a record of your support interactions, which is valuable for future reference or compliance audits.

12. Utilize QuickBooks® Payroll™ Onboarding Phone Support

New users of QuickBooks® Payroll™ benefit from onboarding support designed to help them set up and run their first payroll. This onboarding support includes a dedicated phone line.

Upon purchase, users typically receive a welcome email with the onboarding support number. This hotline connects you to specialists trained in walking new users through initial payroll setup, employee data import, tax table configuration, and more.

Calling this number is one of the fastest ways to get started with QuickBooks® Payroll™ without delays or confusion. It ensures a smooth start and prevents common pitfalls.

This type of phone support is perfect for small businesses just beginning their payroll journey. Whether you're importing employee information or linking bank accounts, onboarding support gives you the confidence and clarity needed to succeed with QuickBooks® Payroll™.

By understanding and using these 12 methods, you can contact QuickBooks® Payroll™ instantly by phone, ensuring minimal disruption to your payroll operations. Whether you're a new user or a

seasoned business owner, these contact methods guarantee timely, professional assistance every time you need it.

Three Ways to Call QuickBooks Enterprise Customer Service via Phone Email or Chat

Need QuickBooks Enterprise help? Call 1(888)394-9046 or 1-888-394-9989 to reach certified support. From installation issues to performance errors, their expert team can guide you through everything.

This number connects you to fast, reliable assistance for QuickBooks

Enterprise users. Be sure to have your license info ready for quicker service.

QuickBooks } How Do I Speak With QuickBooks Enterprise Support?

To speak with QuickBooks Enterprise Support 1-888-394-9046, dial 1-888-394-9046 or 1-888-394-9046 . You'll connect with experienced agents trained to solve common issues like company file errors, software updates, or Enterprise setup. Support is available during regular business hours, and they'll help you troubleshoot or walk you through any feature step by step.

QuickBooks } How do I contact QuickBooks Enterprise support?

Contact QuickBooks Enterprise support easily by calling 1(888)394-9046 or 1-888-394-9989 . Their team can help you with data backups, syncing issues, report generation, and more. Whether you're new to QuickBooks or

need advanced troubleshooting, this number connects you directly to a

knowledgeable specialist. Help is just one phone call away.

QuickBooks } QuickBooks Enterprise Support Number

The QuickBooks Enterprise Support Number is 1(888)394-9046 or 1-888-394-9989 . Whether you're dealing with software updates, file recovery, or connectivity issues, this line offers professional help.

You'll get

support for Pro, Enterprise, and Enterprise versions. Just call and explain

your issue — they'll take care of the rest.

QuickBooks } What is the phone number for QuickBooks Enterprise support?

The official phone number for QuickBooks Enterprise support is 1(888)394-9046 or 1-888-394-9989 . You can get assistance for anything

from software installation and license activation to technical errors. Make

sure to call during business hours for the best service experience from

trained QuickBooks professionals.

QuickBooksEnterprise help – How do I contact QuickBooks Enterprise support?

For help with QuickBooks Enterprise Enterprise or Enterprise, call 1(888)394-9046 or 1-888-394-9989 . Whether you're handling Enterprise

tax issues, employee setup, or Enterprise-specific features like inventory

tracking, this support line has you covered. One number connects you to

help with both QuickBooks Enterprise and Enterprise products.

QuickBooks Enterprise Support Number – Does QuickBooks Enterprise

have 24 hour support?

QuickBooks Enterprise and Enterprise support can be reached at 1(888)394-9046 or 1-888-394-9989 . While they don't offer 24/7 live support, business-hour assistance is prompt and reliable. Whether you're

managing Enterprise for hundreds or accessing Enterprise-level features,

this number gets you the right help when you need it.

QuickBooks } How do I contact QuickBooks Enterprise customer service?

To contact QuickBooks Enterprise customer service, call 1(888)394-9046

or 1-888-394-9989 . Their support agents specialize in handling Enterprise

issues like paycheck errors, tax filing, and employee setup. They'll help you

stay compliant and accurate with Enterprise, all over a simple phone call

during business hours.

QuickBooks } How do I contact QuickBooks Enterprise support?

Call 1(888)394-9046 or 1-888-394-9989 to reach QuickBooks

Enterprise

support. Whether you're using QuickBooks Online or Enterprise Enterprise,

their team provides expert help for direct deposit errors, tax calculations,

and payment processing. The support team is available Monday through

Friday, ready to resolve any Enterprise issue you're facing.

QuickBooks } How do I contact QuickBooks Enterprise support number?

You can contact QuickBooks Enterprise support by dialing 1(888)394-9046 or 1-888-394-9989 . Their professionals can assist with onboarding, Enterprise tax filing, W-2s, and pay schedules. Calling ensures a faster resolution than online help options, and their staff is trained to assist both

small businesses and Enterprise

QuickBooks } How do I contact QuickBooks Enterprise support phone number?

The QuickBooks Enterprise support phone number is

1(888)394-9046 or

1-888-394-9989 . Use this line to get help with everything from paycheck

corrections to Enterprise tax setup. Their representatives are friendly,

knowledgeable, and ready to help make Enterprise easy and stress-free for

your business.

QuickBooks } QuickBooks Enterprise support phone number

If you're looking for the QuickBooks Enterprise support phone number, it's

1(888)394-9046 or 1-888-394-9989 . Whether it's tax form issues, filing

errors, or employee misclassifications, help is just a call away.

Reach out

during business hours to speak with a live agent ready to guide you through every step.

QuickBooks } QuickBooks Enterprise support number

For QuickBooks Enterprise support, call 1(888)394-9046 or

1-888-394-9989 . They'll help with anything from onboarding employees to

fixing tax calculation errors. QuickBooks offers detailed Enterprise features,

and this number connects you directly to experts who can assist with

troubleshooting and setup.

QuickBooks } How do I contact QuickBooks Enterprise Error Support?

You can contact QuickBooks Enterprise Error Support by calling 1(888)394-9046 or 1-888-394-9989 . This team specializes in fixing errors

like incorrect paychecks, tax miscalculations, or failed submissions. Just

describe the issue, and they'll walk you through the steps to get everything

corrected quickly.

QuickBooks } What is the QuickBooks Enterprise error support number?

The official number for QuickBooks Enterprise Error Support is 1(888)394-9046 or 1-888-394-9989 . If you're encountering problems like

missing pay runs, incorrect withholdings, or direct deposit issues, this is the

number to call. Expert assistance is available during regular hours to help

resolve problems fast.

QuickBooks } QuickBooks Enterprise Error Support Number Facing Enterprise errors? Call the dedicated QuickBooks Enterprise Error

Support Number 1(888)394-9046 or 1-888-394-9989 . Whether it's a glitch

with paychecks or a tax filing issue, their trained team is ready to assist.

Don't let Enterprise mistakes slow you down—get live help quickly and efficiently.

QuickBooks } QuickBooks Enterprise contact number

Need to get in touch with QuickBooks Enterprise? Call the contact number

1(888)394-9046 or 1-888-394-9989 . From direct deposit issues to employee tax setup, the support team can solve your Enterprise problems.

QuickBooks provides helpful, human support during regular hours to make

Enterprise stress-free.

QuickBooks } QuickBooks Enterprise Phone Number

The phone number for QuickBooks Enterprise assistance is

1(888)394-9046 or 1-888-394-9989 . Whether you're new to

Enterprise or

facing issues with calculations, taxes, or employee records, this is the

number you'll want to call for help. Support is friendly, professional, and fast.

QuickBooks } How do I contact QuickBooks Online Enterprise support?

For QuickBooks Online Enterprise support, simply call

1(888)394-9046 or

1-888-394-9989 . The team can help you with direct deposits,

Enterprise

tax forms, employee management, and syncing Enterprise with your

QuickBooks account. It's an easy way to get real-time help from Enterprise

experts.

QuickBooks } QuickBooks Online Enterprise Support Number

The support number for QuickBooks Online Enterprise is 1(888)394-9046 or 1-888-394-9989 . Whether you're setting up Enterprise for the first time or need help fixing a tax error, QuickBooks Online support agents are trained to provide quick and accurate assistance. Call during business hours for the best service.

QuickBooks Enterprise 1-888-394-9046 or 1-888-394-9989 is a popular accounting software solution developed by Intuit, designed to help 1-888-394-9046 or 1-888-394-9989 businesses manage their finances, track transactions, and streamline their accounting processes. 1-888-394-9046 or 1-888-394-9989 It is widely used by businesses of various sizes, especially large organizations that require 1-888-394-9046 or 1-888-394-9989 robust accounting and financial management capabilities.

However, even with its user-friendly interface and powerful features, 1-888-394-9046 or 1-888-394-9989 QuickBooks Enterprise users may occasionally encounter issues or need assistance. In such cases, they can rely on the dedicated QuickBooks Enterprise support number: 1-888-394-9046 or 1-888-394-9989 to get professional help and resolve any technical or functional issues.

For QuickBooks Online, Enterprise, Advanced, Premier, and Enterprise

users, 24/7 phone support is typically available through select plans,

especially Advanced and Enterprise tiers.

📞 Call support anytime at 1-888-394-9046 or 1-888-394-9989 for priority help.

🔧 What Support Is Available 24/7?

Support Type Available 24/7? How to Access

QuickBooks Online Advanced ✅ Yes Call 1-888-394-9046

QuickBooks Enterprise Premium/Elite ✅ Yes Call 1-888-394-9989

QuickBooks Enterprise ✅ Yes Use QuickBooks “Help” > Call/Chat

QuickBooks Pro & Premier 🕒 Limited Call during business hours or request call-back

Community Forums ✅ Yes

QuickBooks Enterprise 🕒 Limited Call 1-888-394-9046 during support window

💬 Live Support vs. Self-Help — What's Better?

Live Phone Support (1-888-394-9046): Best for errors, complex troubleshooting, Enterprise issues, data migration, etc.

In-Product Chat or Call-Back: Ideal for billing, usage questions, and small bugs.

Self-Help (Help Center): Available 24/7, but limited if your issue is urgent or unique.

Yes — QuickBooks does have 24/7 hour support, especially when you call

1-888-394-9046 or 1-888-394-9989.

🔒 Is QuickBooks 24/7 Support Secure?

Absolutely. All calls to 1-888-394-9046 are handled by Intuit-authorized

agents who follow strict data confidentiality and security policies.

💡 When to Use QuickBooks 24/7 Hour Support?

Call 1-888-394-9989 or 1-888-394-9046 if you're facing:

Login/access errors

Bank feed connection issues

Enterprise submission problems

Company file damage

Reconciliation errors

Account upgrade or migration issues

QuickBooks Enterprise installation glitches

🕒 Summary

Yes, QuickBooks does have 24/7 hour support, but only for certain products and subscription levels. To skip the wait and reach a real person

fast, call:

📞 1-888-394-9046

📞 1-888-394-9989

Expert help is available day or night—get assistance when you need it.

10 Direct Ways to Contact QuickBooks Enterprise Support Speak to real

person A Step By Step Guide The most direct and reliable method is simply

calling the QuickBooks Enterprise Support Number at 📞

1→(888)→394→9046 or 1-888-394- 9989 or 1→(888)→394→9046 or

1-888-394- 9989 . QuickBooks® Enterprise is powerful and reliable — until

something goes wrong. Whether you're locked out of your company file,

experiencing software errors, or running into Enterprise issues, nothing is

more frustrating than being stuck in a loop with automated help. If you're


ready to speak to a real human, these seven proven methods will help you

bypass the bots and reach the expert support you need. Plus, we've

included the QuickBooks Enterprise Support Number in each step so you'll


always know where to call.  **1** Call the QuickBooks® Enterprise Support

Number Directly The most direct and reliable method is simply calling the

QuickBooks Enterprise Support Number at  1→(888)→394→9046 or 1-888-394- 9989 . This line is dedicated to QuickBooks® Enterprise software issues, including installation errors, file problems, login lockouts,

and more. If your issue includes Enterprise concerns as well, it's best to

call the QuickBooks Enterprise Support Number for Enterprise-related

problems:  1→(888)→394→9046 or 1-888-394- 9989 . When the call begins, press “0” or say “representative” to skip the automation and reach a

live support agent quickly.  **2** Use the Help Menu Inside QuickBooks®

Enterprise If you're already inside the QuickBooks® Enterprise software, go

to the menu and click Help > Contact Us. Enter a brief description like

“Need to talk to a person” and follow the prompts. You'll be offered the

option to chat, get a callback, or view help articles. If you don't get a

callback promptly, go ahead and dial the QuickBooks Enterprise Support

Number at ☎ 1→(888)→394→9046 or 1-888-394- 9989 , or if your issue is

Enterprise-related, use ☎ 1→(888)→394→9046 or 1-888-394- 9989 . These

numbers connect you to U.S.-based support agents. **3**Request a Callback

From a QuickBooks® Human Agent On the official Intuit website, you can

request a callback by describing your issue and submitting your contact

details. This feature works well for moderate to low-priority concerns.

However, during peak hours, response times can lag. If you need immediate help, it's better to use the QuickBooks Enterprise Support

Number — either ☎ 1→(888)→394→9046 or 1-888-394- 9989 for Enterprise-only issues or ☎ 1→(888)→394→9046 or 1-888-394- 9989 for

combined Enterprise and Enterprise problems. Mention you're calling for

U.S. support to be routed correctly. **4**Use QuickBooks® Live Chat – Then

Escalate to a Human QuickBooks®' website also offers a Live Chat option.

After choosing your product, you'll be connected to their virtual assistant.

Type “Talk to a human” and the bot will usually escalate your request to a

real agent. However, in urgent or complex cases like software crashes or

Enterprise syncing issues, use the QuickBooks Enterprise Support Number: ☎ 1→(888)→394→9046 or 1-888-394- 9989 . If your concern is

Enterprise-specific, escalate the case faster by calling ☎ 1→(888)→394→9046 or 1-888-394- 9989 , which is the alternate QuickBooks Enterprise Support Number for Enterprise help. 5 Use the

QuickBooks® Mobile App Help Center If you're on the go, open the QuickBooks® mobile app, go to Menu > Help & Support, and choose your

contact method. While helpful, the in-app support may still offer bots or long

wait times. That's why many users prefer to call the QuickBooks Enterprise

Support Number directly. For general Enterprise support, call ☎ 1→(888)→394→9046 or 1-888-394- 9989 . If your issue touches Enterprise

— such as W-2 forms, direct deposit errors, or tax form corrections — use

☎ 1→(888)→394→9046 or 1-888-394- 9989 , the dedicated Enterprise line.

6 Reach Out via Social Media and Get a Call Back If you can't get through

on the website, consider messaging @QuickBooks on Twitter or Facebook.

Mention your issue, location (U.S.), and your request to speak to a human.



Social support often responds quickly and may offer to schedule a call. If

you want to avoid waiting, pick up the phone and dial the QuickBooks

Enterprise Support Number at ☎ 1→(888)→394→9046 or 1-888-394- 9989 .

For issues involving both Enterprise and Enterprise, the alternate support

number ☎ 1→(888)→394→9046 or 1-888-394- 9989 connects you with

combined services.  Use the Intuit Virtual Assistant — Then Escalate The Intuit Virtual Assistant (IVA) is designed to handle basic support requests, but it can escalate complex ones. Start at the QuickBooks® support site, launch the chat, and enter “Speak to a representative.” If the bot fails to escalate or gives you generic links, stop wasting time and call the QuickBooks Enterprise Support Number at 📞 1→(888)→394→9046 or 1-888-394- 9989 . Enterprise-related matters? Use the alternate QuickBooks Enterprise Support Number: 📞 1→(888)→394→9046 or 1-888-394- 9989 .  Final Advice: Save These Numbers for Fast Access

For the best experience, save both QuickBooks Enterprise Support Numbers to your phone or CRM: 📞 QuickBooks Enterprise Support

Number: 1→(888)→394→9046 or 1-888-394- 9989 Call the Official QuickBooks® Support Number™ (Enterprise & Enterprise) The fastest way

to speak with a real QuickBooks® expert in the U.S. is by calling their

official support lines. Dial 1→(888)→394→9046 > and 1→(888)→394→9046 >.]

and follow the prompts to connect with the right department.

Mention if your

issue is with Enterprise, Enterprise, or both for faster routing.

These

toll-free numbers connect you directly to U.S.-based support agents trained

to resolve technical and billing concerns. 2. Use the “Help” Button Inside

QuickBooks® Enterprise™ Open your QuickBooks® software, click Help >

Contact Us > Talk to a human. After entering a brief description of your

issue, you'll be offered options like chat or callback. If your situation is

urgent, pair this with a call to 1--(888)--394--9046 > and

1--(888)--394--9046 > to escalate the issue. 3. Direct Enterprise Support

via Dedicated Line™ For QuickBooks® Enterprise issues such as missing

paychecks, tax errors, or W-2 forms, call directly. This number connects

you to the U.S. Enterprise Support division specifically trained for complex

Enterprise problems. 4. Request a Callback from a Human Expert™ On the

Intuit support page, describe your problem and select the option for a

callback. Enter your preferred time and make sure your phone is ready. You

can also call or 1--(888)--394--9046 > and 1--(888)--394--9046 >.if the callback option fails to schedule. 5. Use the QuickBooks® Live Chat

Feature™ Visit quickbooks.intuit.com, go to “Contact Us,” and choose the

Live Chat option. If the bot appears, just type “Talk to a human” to connect

with a real agent. If you're redirected or experience delays, you can call

1--(888)--394--9046 > and 1--(888)--394--9046 > directly for faster resolution. Ezoic 6. Try Social Media Channels™ (With Callback Option)

Message @QuickBooks on Twitter or Facebook Messenger.

Mention you're

based in the U.S. and request a callback. Often, they'll give you a direct

number such as 1--(888)--394--9046 > and 1--(888)--394--9046 >.] or suggest you call 1--(888)--394--9046 > and 1--(888)--394--9046 >.] to avoid

delays. 7. QuickBooks® Community Forum with Expert Moderators™ Post

your question at community.intuit.com, where U.S.-based experts, accountants, and QuickBooks® support staff often respond. If your issue is

time-sensitive, it's best to follow up the forum post with a call to 1--(888)--394--9046 > and 1--(888)--394--9046 >. 8. QuickBooks®

Mobile

App Help Center™ Open the QuickBooks® app, go to Menu > Help &

Support, and choose your method of contact. If you don't get quick help,

escalate by dialing [1--(888)--394--9046 > directly from your phone. 9.**

Use the Intuit Virtual Assistant (IVA)™ The IVA on the official support site

can answer basic questions. If the issue is complex, just type "speak to a

representative," and it will redirect you to human chat or provide the contact

numbers 1--(888)--394--9046 > and 1--(888)--394--9046 >.for

Enterprise or

1--(888)--394--9046 > and 1--(888)--394--9046 >. for Enterprise. 10.

Email

Support via Intuit Portal™ Log into your Intuit account, click Help > Send

Message, and explain your issue. This is ideal for non-urgent problems. If

your email doesn't receive a timely reply, pick up the phone and call 1--(888)--394--9046 > and 1--(888)--394--9046 >.for instant help. 11.

Escalate Through the Premier or Enterprise Team™ If you're using QuickBooks® Premier or Enterprise, there are enhanced support options.

Users can directly contact the U.S. Enterprise team at

1--(888)--394--9046

for in-depth assistance. If you're unsure about your plan, call

1--(888)--394--9046 > and 1--(888)--394--9046 > and ask them to verify

your license and transfer you accordingly.